





















Rochester RazorSharks History / Summary

		REGULAR SEASON					PLAYOFFS				year
Division/League	Overall Record	Result	Home	Away	Neutral	Overall	Home	Away	Result	W-L	
2005-06	Hawkins Division ABA	26-4	2 nd	16-2	10-2	4-0	4-0			30-4	
2006-07	North Division ABA	24-6	2 nd	18-0	6-6				###	24-6	
2007-08	Eastern Division PBL	18-2		10-0	5-2	3-0	2-0	2-0		20-2	
2008-09	Eastern Division PBL	17-3		9-1	8-2		3-1	2-1	1-0		20-4
2009-10	PBL PBL	16-4	2 nd	8-2	8-2	3-2	2-0	1-2	lost in finals	19-6	
2010-11	PBL PBL	12-8	3 rd	8-2	4-6	4-2	2-0	2-2		16-10	
2011-12	Eastern Division PBL	17-2		8-2	9-0	2-2	1-1	1-1	lost in finals	19-4	
2013	PBL PBL	14-1		9-1	5-0	2-2	1-1	1-1	lost in finals	16-3	
2014	Eastern Division PBL	17-1		9-0	8-1	2-1	2-0	0-1		19-2	
2014-15	Eastern Division PBL	15-0		9-0	6-0	2-0	1-0	1-0		17-0	
2016	Eastern Division PBL	18-2		12-0	6-2	3-0	2-0	1-0		21-2	
2017	PBL PBL	16-2		9-1	7-1	3-1	3-0	0-1		19-3	
TOTALS		210-35		126-11	82-24	3-0	30-11	22-3	8-8	240-46	

 1st Place Division Finish

 Team Championship

- 'Sharks withdrew from the ABA before playoffs

'Sharks have been awarded two forfeit wins: 3/17/08 vs. Wilmington, Neutral site and 3/31/09 at Montreal.

Neutral site games were played in the 2007-08 season at the Attack Center, Chicago, Illinois March 3 and March 5.

'Sharks played in the American Basketball Association for the 2005-06 & 2006-07 seasons... 'Sharks played in the Premier Basketball League for the 2007-08 through 2010-11 seasons... 'Sharks played in the Independent Basketball Association-Premier Basketball League for the 2011-12 and 2013 seasons... 'Sharks played in the Premier Basketball League for the 2014 through 2017 seasons... 'Sharks joined the North American Premier Basketball league for the 2018 season.

All-Time RazorSharks Record

240-46 (.839)

[**current 2 game winning streak**]

All-Time PBL Record [since 2007-08] 186-36 (.838)

All-Time ABA Record: 54-10 (.844)

All-Time RazorSharks Record Away

90-32 (.738)

[**current 1 game losing streak**]

All-Time PBL Record [since 2007-08] Away: 74-24 (.755)

All-Time ABA Record Away: 16-8 (.667)

All-Time RazorSharks Record at Home

147-14 (.913)

[**current 6 game winning streak**]

All-Time PBL Record [since 2007-08]

at Home: 109-12 (.901)

All-Time ABA Record at Home: 38-2 (.950)

All-Time RazorSharks at Neutral Sites

3-0 (1.000)

[**current 3 game winning streak**]

All-Time PBL Record [since 2007-08]

at Neutral Sites: 3-0 (1.000)

2005-06		REGULAR SEASON			
AMERICAN BASKETBALL ASSOCIATION		<i>Game Leaderships*</i>		1. H 11-5-05	W 89-88 Buffalo
RED CONFERENCE		POINTS		2. H 11-12-05	W 103-99 Newark
<i>Boone Division</i> W-L PCT		8 REAVES		3. a 11-13-05	W 120-102 Maryland
San Jose	29-5 .853	7 FRIEL		4. H 11-16-05	L 112-123 Strong Island
Bellingham	18-14 .563	6 CARRAWELL		5. H 11-19-05	W 101-79 Montreal
Tacoma	10-6 .625	6 STEWART		6. H 11-24-05	L 111-116 Niagara
San Francisco	7-5 .583	1 BLANKS		7. a 11-26-05	W 94-83 S.Island
Fresno	2-20 .091	1 EDWARDS		8. a 12-8-05	W 107-86i NE Penn
Bellevue	1-10 .091	1 SIMS		9. H 12-10-05	W 126-96 Maryland
Hawaii	0-0 .000	1 WALTON		10. H 12-17-05	W 103-92 Strong Island
<i>Haywood Division</i> W-L PCT		REBOUNDS		11. a 12-18-05	L 116-119 ^{2ot} Harlem
Southern Cal	19-5 .792	9 BROWN		12. H 12-21-05	W 114-65 Buffalo
Beijing	19-13 .594	9 REAVES		13. a 12-23-05	W 110-100 Buffalo
Gallup	16-4 .800	7 CARRAWELL		14. H 12-31-05	W 101-100 Harlem
Los Angeles	11-15 .423	3 COLEY		15. H 1-4-06	W 137-89 Boston
Tijuana	9-20 .310	2 SIMS		16. a 1-7-06	W 113-111 Maryland
Orange County	9-22 .290	2 STEWART		17. a 1-11-06	W 94-91 Buffalo
New Mexico	1-10 .091	1 EDWARDS		18. H 1-14-06	W 135-82 Baltimore
Inglewood	0-0 .000	1 MARTZLOFF		19. a 1-20-06	W 90-89 Montreal
WHITE CONFERENCE		ASSISTS		20. H 1-26-06	W 114-87 Buffalo
<i>Lewis Division</i> W-L PCT		19 SIMS		21. a 1-28-06	W 138-106 Baltimore
Indiana	27-4 .871	4 BLANKS		22. H 2-5-06	W 94-87 Harlem
Pittsburgh	18-11 .621	3 BARNETT		23. a 2-17-06	W 117-98 Newark
Toledo	16-13 .552	3 CARRAWELL		24. H 2-20-06	W 121-111 Maryland
Detroit	6-17 .261	1 STEWART		25. H 2-23-06	W 113-98 Indiana
Cleveland	5-6 .455	PLAYOFFS		26. a 2-25-06	W 111-86 Montreal
Ohio	3-13 .150	<i>Game Leaderships*</i>		27. H 2-26-06	W 127-93 Montreal
BLUE CONFERENCE		POINTS		28. a 3-3-06	L 105-111 Harlem
<i>Hawkins Division</i> W-L PCT		2 STEWART		29. H 3-5-06	W 115-72 Boston
Maryland	25-11 .694	1 CARRAWELL		30. H 3-7-06	W 106-95 Buffalo
*SHARKS	26-4 .867	1 JEFFERSON		31. H 3-19-06 <i>PO</i> W 126-98 Newark	
Buffalo	11-16 .407	REBOUNDS		32. H 3-22-06 <i>PO</i> W 104-85 Atlanta	
Baltimore	2-23 .080	2 CARRAWELL		33. H 3-25-06 <i>PO</i> W 106-103 San Jose	
<i>Barnes-Malone Div.</i> W-L PCT		1 COLEY		34. H 3-26-06 <i>PO</i> W 117-114 So. California	
Florida	19-9 .679	1 REAVES		*SHARKS WIN ABA CHAMPIONSHIP	
Atlanta	15-7 .682	1 SIMS		'Sharks win final 17 games at home, after 3-2 start	
Birmingham	6-13 .316	ASSISTS		'Sharks finish season 20-2 at home	
Charlotte	0-0 .000	3 SIMS		'Sharks finish season 10-2 away	
<i>Brown Division</i> W-L PCT		2 CARRAWELL		'Sharks lose in double overtime, 12-18-05 at Harlem, still the team's longest game ever played (six quarters)	
Harlem	19-13 .594	1 STEWART		'Sharks score 75 in loss at Quebec 12-16-05, still the 'Sharks lowest ever points scored	
Strong Island	16-14 .533	<i>*INCLUDES TIES</i>		'Sharks win 16 straight games 12-21-05 thru 2/26/06	
Newark	14-16 .467	REGULAR SEASON & PLAYOFFS GAME HIGHS			
Montreal	14-16 .467	POINTS			
Boston	2-20 .091	38 CARRAWELL			
*SHARKS AWARDS		REBOUNDS			
EXECUTIVE OF THE YEAR		18 CARRAWELL			
OREST HRYWNAK		ASSISTS			
COACH OF THE YEAR		12 SIMS			
ROD BAKER		REG. SEASON LEADERS			
MOST VALUABLE PLAYER		Chris Carrawell		Games- EDWARDS, STEWART	PLAYOFF LEADERS
CHRIS CARRAWELL				ALL 30 GAMES	Pts- STEWART 18.3
PLAYOFF MVP				Pts- REAVES 18.2	FG Pct- JEFFERSON .600
CHRIS CARRAWELL				FG Pct- WALTON .551	3 Pt Made- FRIEL, STEWART 8
ALL-STAR				3 Pt Made- FRIEL 89	FT Pct- REAVES 1.000
CHRIS CARRAWELL				FT Pct- FRIEL .817	Assists- SIMS 6.0
				Assists- SIMS 6.1	Fouls- SIMS, REAVES 15
				Fouls- BROWN 107	Rebounds- CARRAWELL 10.0
				Rebounds- REAVES 7.2	Blocks- CARRAWELL 10
				Blocks- CARRAWELL 2.1	Steals- COLEY 9
				Steals- SIMS 39	

HEAD COACH Rod Baker **ASSISTANT COACH** Lazarus Sims **PLAYERS (18)** Jamie Barnett Julian Blanks Troy Brown
Chris Carrawell Eric Coley Caswell Cyrus James Edwards Keith Friel Alvin Jefferson Scott Martzloff Mike Moncrief Kevin Peters
James Reaves Tony Scott Lazarus Sims Demond Stewart Eric Walton Jermaine Watson

2006-07					
AMERICAN BASKETBALL ASSOCIATION WHITE CONFERENCE <i>North Division</i> W-L PCT Detroit 16-10 .615 Sauk Valley 13-14 .481 Twin City 6-19 .240 <i>Central Division</i> W-L PCT Quad City 22-7 .759 Minnesota 21-8 .724 Peoria 15-15 .500 St. Louis 8-17 .320 Aurora 0-1 .000 <i>South Division</i> W-L PCT Arkansas 23-2 .920 Texas 21-5 .808 Monterrey 12-12 .500 Waco 7-17 .292 Houston 4-16 .200 BLUE CONFERENCE <i>North Division</i> W-L PCT Vermont 27-5 .844 'SHARKS Quebec City 17-11 .607 Buffalo 14-10 .583 Cape Cod 10-18 .357 Montreal 6-18 .250 <i>Central Division</i> W-L PCT Wilmington 15-8 .652 Strong Island 16-11 .593 Maryland 13-16 .448 Brooklyn 7-3 .700 Newark 2-21 .087 <i>South Division</i> W-L PCT Mississippi 17-10 .630 Tennessee 10-12 .455 Atlanta 9-15 .375 So.Alabama 7-22 .241 Knoxville 5-9 .357 <i>SE Division</i> W-L PCT Jacksonville 25-8 .758 Palm Beach 10-16 .385 Orlando 8-17 .320 'SHARKS AWARDS ABA ALL-STAR JAMES REAVES		REGULAR SEASON <i>Game Leaderships*</i> POINTS 12 FRIEL 6 REAVES 5 STEWART 4 EDWARDS 1 COLEY 1 MACKELL 1 SIMS REBOUNDS 10 REAVES 9 NICHOLS 4 COLEY 2 SIMS 1 BROWN 1 COOK 1 FRIEL 1 LITTLE 1 STEWART ASSISTS 25 SIMS 3 HALAS 1 FRIEL 1 MOORE *INCLUDES TIES REGULAR SEASON GAME HIGHS POINTS 34 REAVES REBOUNDS 16 REAVES ASSISTS 21 SIMS		1. a 11-5-06 W 103-73 Baltimore 2. a 11-11-06 W 111-102 Strong Island 3. H 11-16-06 W 108-93 Buffalo 4. H 11-18-06 W 125-114 Maryland 5. a 11-24-06 L 93-96 Buffalo 6. H 11-29-06 W 127-101 Montreal 7. a 12-5-06 L 104-113 Detroit 8. H 12-7-06 W 115-100 Detroit 9. H 12-9-06 W 109-90 Buffalo 10. a 12-14-06 L 93-95ot Vermont 11. a 12-16-06 L 75-85 Quebec City 12. a 12-20-06 W 107-102 Buffalo 13. H 12-23-06 W 122-112 Maryland 14. H 12-28-06 W 92-88 Cape Cod 15. H 12-31-06 W 119-93 Quebec City 16. a 1-5-07 W 96-94 Buffalo 17. a 1-7-07 L 98-107 Detroit 18. H 1-11-07 W 103-70 Newark 19. H 1-13-07 W 113-100 Vermont 20. H 1-15-07 W 120-100 Cape Cod 21. a 1-20-07 L 96-98 Detroit 22. H 1-25-07 W 91-85 Strong Island 23. H 2-4-07 W 102-82 Detroit 24. H 2-11-07 W 131-89 Hollywood 25. H 2-19-07 W 130-97 Cape Cod 26. H 2-22-07 W 131-102 Maryland 27. a 3-3-07 W 105-83 Newark 28. a 3-4-07 W 136-124 Cape Cod 29. H 3-6-07 W 106-98 Vermont 30. H 3-8-07 W 114-88 Strong Island 'SHARKS WITHDRAW FROM ABA PRIOR TO PLAYOFFS 'Sharks win all 18 home games 'Sharks home win streak climbs to 35 at season's end 'Sharks finish season 3-6 away from Rochester 'Sharks leave ABA after regular season play Sims becomes first 'Shark to attain a triple-double- (12 points-11 rebounds-14 assists vs Detroit, Dec 7 th) Coley steals eight 12-28-05 vs Cape Cod, still the club record 'Sharks win final nine games, their longest win streak of year	
		REGULAR SEASON LEADERS Games- EDWARDS, FRIEL, STEWART, 30 GAMES Pts- FRIEL 16.6 FG Pct- SIMS .551 3Pt Made- FRIEL 99 FT Pct- REAVES .842 Assists- SIMS 8.4 Fouls- REAVES 92 Rebounds- REAVES 7.0 Blocks- COLEY 31 Steals- COLEY 80			

HEAD COACH Rod Baker **ASSISTANT COACH** Lazarus Sims **PLAYERS (19)** Moe Alaimo Troy Brown Eric Coley Lee Cook
 James Edwards Keith Friel Caleb Gervin John Halas Alvin Jefferson Juwan Justice Framccio Little Mike Mackell Nigel Moore
 James Nichols Kevin Peters Ricky Price James Reaves Lazarus Sims Demond Stewart

2007-08		
<p>PREMIER BASKETBALL LEAGUE</p> <p><i>Eastern Division</i> W-L PCT *SHARKS 18-2 .900 Wilmington 11-9 .550 Reading 11-9 .550 Jacksonville 8-12 .400</p> <p><i>Western Division</i> W-L PCT Quad Cities 15-5 .750 Arkansas 10-10 .500 Rockford 9-11 .450 Dallas 8-12 .400</p> <p>*SHARKS AWARDS</p> <p>COACH OF THE YEAR ROD BAKER</p> <p>PLAYOFF MVP KEITH FRIEL</p> <p>ALL_LEAGUE 1st TEAM JAMES REAVES</p> <p>ALL-LEAGUE 2nd TEAM KEITH FRIEL</p> <p>ALL-LEAGUE 3rd TEAM SAMMY MONROE</p> <p>ALL-PLAYOFF TEAM KEITH FRIEL</p> <p>ALL-PLAYOFF TEAM JAMES REAVES</p>	<p>REGULAR SEASON</p> <p><i>Game Leaderships*</i></p> <p>POINTS 6 MONROE 4 FRIEL 4 REAVES 3 MASSIAH 2 CROUCH 1 HAILEY</p> <p>REBOUNDS 10 TREAVES 5 JOHNSON 2 STEWART 1 BARCLAY 1 MASSIAH</p> <p>ASSISTS 8 HAILEY 6 CROUCH 5 HOLLYFIELD 2 FRUIEL 2 HALAS 2 MASSIAH 2 REAVES</p> <p>PLAYOFFS</p> <p><i>Game Leaderships*</i></p> <p>POINTS 1 FRIEL</p> <p>REBOUNDS 1 JOHNSON 1 REAVES</p> <p>ASSISTS 1 HAILEY 1 REAVES 1 STEWART</p> <p><i>*INCLUDES TIES</i></p> <p>REGULAR SEASON & PLAYOFFS GAME HIGHS</p> <p><i>POINTS</i> 35 FRIEL</p> <p><i>REBOUNDS</i> 14 REAVES [twice]</p> <p><i>ASSISTS</i> 7 HAILEY 7 HOLLYFIELD</p>	<p>1. a 1-4-08 W 101-83 Jacksonville 2. a 1-6-08 L 81-83 Wilmington 3. H 1-12-08 W 115-108 Reading 4. H 1-13-08 W 104-89 Jacksonville 5. H 1-24-08 W 107-94 Quad City 6. H 1-27-08 W 113-97 Chicago 7. H 2-3-08 W 107-97 Wilmington 8. a 2-9-08 W 95-71 Reading 9. a 2-10-08 W 108-97 Maryland 10. H 2-16-08 W 114-84 Wilmington 11. H 2-18-08 W 121-96 Rockford 12. H 2-21-08 W 125-106 Maryland 13. a 2-23-08 L 99-114 Reading 14. a 2-24-08 W 108-104 Maryland 15. H 3-2-08 W 123-105 Jacksonville 16. a 3-4-08 W 121-96 Chicago 17. n 3-5-08 W 114-107 Dallas 18. n 3-7-08 W 91-84 Arkansas 19. H 3-12-08 W 123-102 Maryland 20. n 3-17-08 W forfeit Wilmington 21. H 3-20-08 PO W 100-76 Reading 22. H 3-30-08 PO W 142-112 Arkansas</p> <p>*SHARKS WIN PBL CHAMPIONSHIP</p> <p>'Sharks win inaugural PBL Championship 'Sharks win all 12 home games, 5-2 away 'Sharks home winning streak now at 47-and-oh 'Sharks finish 3-0 at neutral (n) sites 'Sharks welcome 9,717 fans to the BCA in winning the PBL championship, 3/30, still the team's attendance high</p>
	<p>REGULAR SEASON LEADERS</p> <p>Games- CROUCH, HALAS, MONROE, STEWART ALL 19 GAMES Pts- FRIEL 16.5 FG Pct- JOHNSON .614 3 Pt Made- FRIEL 56 FT Pct- FRIEL .885 Assists- HAILEY 3.8 Fouls- REAVES 59 Rebounds- REAVES 8.2 Blocks- ROLLERSON 27 Steals- CROUCH 30</p>	<p>PLAYOFF LEADERS</p> <p>Pts- FRIEL 22.5 FG Pct- ROLLERSON .692 3 Pt Made- FRIEL 7 FT Pct- CROUCH, HAILEY 1.000 Assists- HAILEY, HOLLYFIELD 3.5 Fouls- BARCLAY, REAVES 8 Rebounds- REAVES 10.5 Blocks- MONROE, REAVES 5 Steals- FRIEL 8</p>

HEAD COACH Rod Baker **ASSISTANT COACH** Don Sellers **PLAYERS (13)** Arthur Barclay Jermaine Bell Jerice Crouch Keith Friel Steve Hailey John Halas Derick Hollyfield Marlin Johnson Vidal Massiah Sammy Monroe James Reaves Ron Rollerson Demond Stewart

2008-09					
PREMIER BASKETBALL LEAGUE		REGULAR SEASON <i>Game Leaderships*</i>		1. a 1-3-09 L 116-127 Augusta	
<i>Eastern Division</i> W-L PCT				2. H 1-10-09 W 120-100 Buffalo	
'SHARKS				3. a 1-15-09 L 101-111 Wilmington	
Wilmington 15-5 .760		POINTS		4. H 1-19-09 L 110-113 Vermont	
Augusta 10-10 .500		7 FRIEL		5. a 1-24-09 W 112-83 Chicago	
Buffalo 1-19 .050		6 REAVES		6. a 1-25-09 W 99-87 Wilmington	
<i>Central Division</i> W-L PCT		4 MONROE		7. a 1-29-09 W 119-82 Mid-Michigan	
Battle Creek 18-2 .900		1 CROUCH		8. H 2-1-09 W 115-95 Wilmington	
Chicago 6-14 .300		1 WILLIAMS		9. H 2-7-09 W 141-86 Mid-Michigan	
Detroit 6-14 .300		REBOUNDS		10. a 2-14-09 W 113-103 Vermont	
Mid-Michigan 2-12 .143		12 REAVES		11. H 2-16-09 W 121-119 Augusta	
<i>Atlantic Division</i> W-L PCT		4 JOHNSON		12. H 2-21-09 W 123-110 Mid-Michigan	
Manchester 16-4 .800		2 WILLIAMS		13. a 3-8-09 W 117-99 Augusta	
Vermont 14-6 .700		1 CROUCH		14. H 3-14-09 W 123-109 Augusta	
Halifax 12-8 .600		1 ROLLERSON		15. H 3-17-09 W 121-105 Wilmington	
Quebec 6-14 .300		ASSISTS		16. a 3-20-09 W 132-100 Buffalo	
Montreal 3-15 .166		7 CROUCH		17. H 3-22-09 W 156-111 Buffalo	
		7 HAILEY		18. a 3-27-09 W 123-92 Buffalo	
		3 JOHNSON		19. H 3-28-09 W 176-96 Chicago	
		1 HALAS		20. a 3-31-09 W forfeit Montreal	
		1 HOLLYFIELD		21. a 4-2-09 PO W 125-110 Manchester	
		1 MONROE		22. H 4-5-09 PO L 110-116 Manchester	
		1 MORTON		23. H 4-11-09 PO W 110-103 Manchester	
		1 REAVES		24. H 4-19-09 PO W 152-115 Battle Creek	
'SHARKS AWARDS		PLAYOFFS		'SHARKS WIN PBL CHAMPIONSHIP	
COACH OF THE YEAR		<i>Game Leaderships*</i>		'Sharks home win streak halted at 48, 1-19-08	
ROD BAKER (tie)		POINTS		'Sharks finish 11-2 at home all year	
MOST VALUABLE PLAYER		3 FRIEL		'Sharks record on the road, including playoffs: 9-2	
KEITH FRIEL		1 MONROE		'Sharks score 101 first half points, 3-28-09 in win over Chicago	
PLAYOFF MVP		REBOUNDS		176-96. The 176 points is the highest on record in Rochester pro	
KEITH FRIEL		2 JOHNSON		basketball history	
SAMMY MONROE (tie)		1 MORTON		'Sharks win back-to-back PBL championships	
ALL-LEAGUE TEAM 1 st TEAM		1 REAVES			
KEITH FRIEL		ASSISTS			
ALL-LEAGUE TEAM 2 nd TEAM		2 HAILEY			
JAMES REAVES		2 JOHNSON			
ALL-DEFENSIVE TEAM		1 CROUCH			
DERIK HOLLYFIELD		<i>*INCLUDES TIES</i>			
ALL-PLAYOFF TEAM					
KEITH FRIEL					
ALL-PLAYOFF TEAM					
SAMMY MONROE					
PLAYER OF THE WEEK					
JAMES REAVES, Jan 25					
		REGULAR SEASON & PLAYOFFS GAME HIGHS		REG. SEASON LEADERS	
		POINTS		Games- CROUCH, FRIEL,	
		36 FRIEL		HALAS, HOLLYFIELD-	
		REBOUNDS		ALL 19 GAMES	
		16 MORTON		Pts- FRIEL 20.8	
		ASSISTS		FG Pct- REAVES .557	
		10 HAILEY		3 Pt Made- FRIEL 83	
				FT Pct- FRIEL .867	
				Assists- HAILEY 3.8	
				Fouls- JOHNSON- 60	
				Rebounds- REAVES 8.9	
				Blocks- REAVES 18	
				Steals- JOHNSON 35	
				PLAYOFF LEADERS	
				Pts- FRIEL 28.3	
				FG Pct- MORTON .625	
				3 Pt Made- FRIEL 22	
				FT Pct- FRIEL .906	
				Assists- HAILEY, JOHNSON 4.3	
				Fouls- REAVES 16	
				Rebounds- REAVES 9.3	
				Blocks- MONROE 9	
				Steals- FRIEL 7	

HEAD COACH Rod Baker **ASSISTANT COACH** Chris Iversen **PLAYERS (19)** Melvin Council Jerice Crouch Fred Durr Isiah Ewing Keith Friel John Halas Steve Hailey Derik Hollyfield Marlin Johnson Ratdech Kruatiwa Sammy Monroe Xavier Morton Dmitry Nekrasov James Reaves Ron Rollerson Lincoln Smith Marty Sullivan Tre Whitted Aaron Williams

2009-10																											
PREMIER BASKETBALL LEAGUE																											
	W-L PCT																										
Lawton-Fort Sill	18-2 .900																										
'SHARKS	16-4 .800																										
Puerto Rico	14-4 .778																										
Halifax	13-7 .650																										
Vermont	12-8 .600																										
Manchester	6-14 .300																										
Quebec	4-16 .200																										
Buffalo	3-17 .150																										
Maryland	3-17 .150																										
'SHARKS AWARDS																											
SIXTH MAN OF THE YEAR																											
MELVIN COUNCIL																											
ALL-LEAGUE TEAM 1 st TEAM																											
LINCOLN SMITH																											
ALL-LEAGUE TEAM 2 nd TEAM																											
MELVIN COUNCIL																											
ALL-LEAGUE TEAM 2 nd TEAM																											
JERICIE CROUCH																											
ALL-LEAGUE TEAM 3 rd TEAM																											
KEITH FRIEL																											
ALL-DEFENSIVE TEAM																											
MARLIN JOHNSON																											
ALL-PLAYOFF TEAM																											
JERICIE CROUCH																											
ALL-PLAYOFF TEAM																											
KEITH FRIEL																											
ALL-PLAYOFF TEAM																											
MARLIN JOHNSON																											
PBL ALL-STAR																											
JERICIE CROUCH																											
PBL ALL-STAR																											
KEITH FRIEL																											
PBL ALL-STAR																											
LINCOLN SMITH																											
PLAYER OF THE WEEK																											
MELVIN COUNCIL Mar 28																											
PLAYER OF THE WEEK																											
GLEN DANDRIDGE Apr 12																											
REGULAR SEASON & PLAYOFFS GAME HIGHS																											
<i>POINTS</i>																											
34 CROUCH																											
<i>REBOUNDS</i>																											
16 JOHNSON																											
<i>ASSISTS</i>																											
10 CROUCH																											
[twice]																											
10 HOLLYFIELD																											
		REGULAR SEASON																									
		<i>Game Leaderships*</i>																									
		<i>POINTS</i>																									
		6 FRIEL																									
		4 CROUCH																									
		4 DANDRIDGE																									
		4 SMITH																									
		2 COUNCIL																									
		1 GILL																									
		<i>REBOUNDS</i>																									
		10 JOHNSON																									
		6 SMITH																									
		2 MORTON																									
		2 WALTON																									
		1 BAILEY																									
		1 CROUCH																									
		1 HOLLYFIELD																									
		1 TATE																									
		<i>ASSISTS</i>																									
		13 CROUCH																									
		3 COUNCIL																									
		3 HOLLYFIELD																									
		2 GILL																									
		2 JOHNSON																									
		1 DANDRIDGE																									
		1 FRIEL																									
		1 TATE																									
		PLAYOFFS																									
		<i>Game Leaderships*</i>																									
		<i>POINTS</i>																									
		3 DANDRIDGE																									
		2 HOLLYFIELD																									
		1 SMITH																									
		<i>REBOUNDS</i>																									
		2 JOHNSON																									
		2 SMITH																									
		2 TATE																									
		1 COUNCIL																									
		1 HOLLYFIELD																									
		<i>ASSISTS</i>																									
		4 CROUCH																									
		1 JOHNSON																									
		<i>*INCLUDES TIES</i>																									
		1. a 1-3-10 W 111-86 Quebec 2. a 1-9-10 W 133-104 Buffalo 3. a 1-16-10 W 130-117 ^{ot} Manchester 4. H 1-23-10 W 131-110 Buffalo 5. H 1-28-10 W 138-113 Maryland 6. a 1-31-10 L 99-102 Halifax 7. H 2-6-10 L 99-105 Vermont 8. H 2-11-10 L 90-97 Lawton-Fort Sill 9. H 2-15-10 W 113-101 Puerto Rico 10. H 2-20-10 W 102-89 Quebec 11. H 2-27-10 W 105-91 Buffalo 12. a 2-28-10 W 128-124 Manchester 13. a 3-6-10 W 140-107 Maryland 14. H 3-13-10 W 115-113 ^{ot} Lawton-Fort Sill 15. a 3-18-10 W 120-109 Buffalo 16. a 3-21-10 L 88-115 Lawton-Fort Sill 17. H 3-25-10 W 125-95 Quebec 18. H 3-27-10 W 117-107 Manchester 19. a 4-8-10 W 109-97 Vermont 20. a 4-11-10 W 115-104 Puerto Rico 21. a 4-14-10 <i>PO</i> W 119-95 Puerto Rico 22. H 4-18-10 <i>PO</i> W 132-108 Puerto Rico 23. H 4-22-10 <i>PO</i> W 110-106 ^{ot} Lawton-Fort Sill 24. a 4-25-10 <i>PO</i> L 84-95 Lawton-Fort Sill 25. a 4-27-10 <i>PO</i> L 108-126 Lawton-Fort Sill																									
		'SHARKS LOSE IN PBL FINALS																									
		'Sharks lose two games in a row at home for the first time (Vermont and Laton-Fort Sill) 'Sharks finish season 12-2 at home and 8-3 away 'Sharks go 3-0 in overtime games 'Sharks finish 2-4 versus Lawton-Fort Sill- the eventual PBL champions this year 'Sharks lose their first championship series (after winning in their first three attempts)																									
		<table border="1" style="width: 100%;"> <thead> <tr> <th style="text-align: center;">REG. SEASON LEADERS</th> <th style="text-align: center;">PLAYOFF LEADERS</th> </tr> </thead> <tbody> <tr> <td>Games- CROUCH, DANDRIDGE, SMITH, JOHNSON, BAILEY..</td> <td>Pts- DANDRIDGE 15.2</td> </tr> <tr> <td>ALL 20 GAMES</td> <td>FG Pct- JOHNSON .680</td> </tr> <tr> <td>Pts- FRIEL 17.1</td> <td>3 Pt Made- FRIEL 14</td> </tr> <tr> <td>FG Pct- SMITH .520</td> <td>FT Pct- COUNCIL 1.000</td> </tr> <tr> <td>3 Pt Made- FRIEL 86</td> <td>Assists- CROUCH 6.2</td> </tr> <tr> <td>FT Pct FRIEL .905</td> <td>Fouls- HOLLYFIELD 18</td> </tr> <tr> <td>Assists- CROUCH 5.6</td> <td>Rebounds- JOHNSON 6.2</td> </tr> <tr> <td>Fouls- SMITH 71</td> <td>Blocks- TATE 4</td> </tr> <tr> <td>Rebounds- JOHNSON 8.1</td> <td>Steals- JOHNSON 6</td> </tr> <tr> <td>Blocks- JOHNSON 17</td> <td></td> </tr> <tr> <td>Steals- JOHNSON 51</td> <td></td> </tr> </tbody> </table>		REG. SEASON LEADERS	PLAYOFF LEADERS	Games- CROUCH, DANDRIDGE, SMITH, JOHNSON, BAILEY..	Pts- DANDRIDGE 15.2	ALL 20 GAMES	FG Pct- JOHNSON .680	Pts- FRIEL 17.1	3 Pt Made- FRIEL 14	FG Pct- SMITH .520	FT Pct- COUNCIL 1.000	3 Pt Made- FRIEL 86	Assists- CROUCH 6.2	FT Pct FRIEL .905	Fouls- HOLLYFIELD 18	Assists- CROUCH 5.6	Rebounds- JOHNSON 6.2	Fouls- SMITH 71	Blocks- TATE 4	Rebounds- JOHNSON 8.1	Steals- JOHNSON 6	Blocks- JOHNSON 17		Steals- JOHNSON 51	
REG. SEASON LEADERS	PLAYOFF LEADERS																										
Games- CROUCH, DANDRIDGE, SMITH, JOHNSON, BAILEY..	Pts- DANDRIDGE 15.2																										
ALL 20 GAMES	FG Pct- JOHNSON .680																										
Pts- FRIEL 17.1	3 Pt Made- FRIEL 14																										
FG Pct- SMITH .520	FT Pct- COUNCIL 1.000																										
3 Pt Made- FRIEL 86	Assists- CROUCH 6.2																										
FT Pct FRIEL .905	Fouls- HOLLYFIELD 18																										
Assists- CROUCH 5.6	Rebounds- JOHNSON 6.2																										
Fouls- SMITH 71	Blocks- TATE 4																										
Rebounds- JOHNSON 8.1	Steals- JOHNSON 6																										
Blocks- JOHNSON 17																											
Steals- JOHNSON 51																											

HEAD COACH Rod Baker **ASSISTANT COACH** Aaron Clark Chris Iversen Fred Kettrell **PLAYERS (17)** David Bailey Julian Blanks
 Melvin Council Jerice Crouch Glen Dandridge Donielle Davis Jerry Dupree Fred Durr Keith Friel Randy Gill Derik Hollyfield
 Marlin Johnson Nigel Moore Xavier Morton Lincoln Smith Jermaine Tate Eric Walton

2010-2011			
INDEPENDENT BASKETBALL ASSOCIATION- PREMIER BASKETBALL LEAGUE W-L PCT Lawton-Fort Sill 18-2 .900 Quebec 14-6 .700 'SHARKS 12-8 .600 Halifax 10-10 .500 Saint John 9-11 .450 Kentucky 6-14 .300 Dayton 3-18 .143 Vermont 2-5 .286 'SHARKS AWARDS PLAYOFF MVP MELVIN COUNCIL ROOKIE OF THE YEAR TODD McCOY ALL-LEAGUE 1 st TEAM MIKE WILLIAMS ALL-LEAGUE 2 nd TEAM JARED CARTER ALL-LEAGUE 3 rd TEAM SAMMY MONROE PBL ALL-DEFENSE TEAM MIKE WILLIAMS PBL ALL-ROOKIE TEAM TODD McCOY PBL ALL-PLAYOFF TEAM JARED CARTER PBL ALL-PLAYOFF TEAM MELVIN COUNCIL PBL ALL-PLAYOFF TEAM JERICE CROUCH	REGULAR SEASON <i>Game Leaderships*</i> POINTS 5 WALTON 4 FRIEL 3 CROUCH 2 CARTER 2 MONROE 1 COUNCIL 1 DURR 1 McCOY REBOUNDS 9 WALTON 6 WILLIAMS 4 CARTER 1 McCOY 1 STEVENSON ASSISTS 14 CROUCH 2 COUNCIL 2 FRIEL 2 MONROE 1 JOHNSON 1 WALTON PLAYOFFS <i>Game Leaderships*</i> POINTS 2 COUNCIL 1 CROUCH 1 MONROE 1 WALTON 1 WILLIAMS REBOUNDS 4 WILLIAMS 2 CARTER ASSISTS 2 COUNCIL 2 CROUCH 2 MONROE 1 McCOY <i>*INCLUDES TIES</i> REGULAR SEASON & PLAYOFFS GAME HIGHS POINTS 36 COUNCIL REBOUNDS 15 WILLIAMS ASSISTS 8 CROUCH	1. H 12-31-10 L 108-115 ^{ot} Dayton 2. a 1-6-11 L 105-108 Kentucky 3. a 1-11-11 W 117-82 Dayton 4. H 1-15-11 W 107-101 Quebec 5. a 1-21-11 L 88-100 Saint John 6. a 1-23-11 L 102-114 Quebec 7. a 1-30-11 L 97-111 Halifax 8. a 2-5-11 L 86-99 Lawton-Fort 9. H 2-12-11 W 103-99 Kentucky 10. H 2-19-11 W 102-88 Halifax 11. H 2-21-11 L 98-102 ^{ot} Lawton-FS 12. H 2-26-11 W 119-106 Dayton 13. H 3-3-11 W 110-108 Saint John 14. H 3-6-11 W 93-91 Lawton-FS 15. H 3-10-11 W 118-113 Kentucky 16. a 3-13-11 W 109-95 Kentucky 17. a 3-15-11 W 145-115 Dayton 18. a 3-19-11 L 80-85 Lawton-FS 19. a 3-22-11 W 113-103 Dayton 20. H 3-26-11 W 116-86 Kentucky 21. H 4-2-11 <i>PO</i> W 114-110 ^{ot} Quebec 22. a 4-6-11 <i>PO</i> L 88-98 Quebec 23. a 4-8-11 <i>PO</i> W 129-122 Quebec 24. H 4-15-11 <i>PO</i> W 105-101 Lawton-FS 25. a 4-17-11 <i>PO</i> L 89-96 Lawton-FS 26. a 4-18-11 <i>PO</i> W 87-84 Lawton-FS 'SHARKS WIN PBL CHAMPIONSHIP 'Sharks 10-2 at home, 6-8 on the road 'Sharks place third in standings at 12-8 - their worst-ever regular season finish 'Sharks lose a record four straight away games Jerice Crouch plays in his 90 th consecutive game, setting a still-standing club mark After six losses, 'Sharks win in Lawton-Fort Sill for the first time, to take championship game, 4-8-11 Melvin Council named PBL Playoff MVP, scores 'Sharks playoff high of 36 points at Quebec, 4-8-11	REG. SEASON LEADERS Games- CARTER, CROUCH, DURR, McCOY, WALTON (20) Pts- FRIEL 15.3 FG Pct- CARTER .585 3 Pt Made- FRIEL 55 FT Pct- FRIEL .861 Assists- CROUCH 3.9 Fouls- WALTON 65 Rebounds- WILLIAMS 9.2 Blocks- CARTER 35 Steals- COUNCIL 34 PLAYOFF LEADERS Pts- COUNCIL 16.2 FG Pct- CARTER .563 3 Pt Made- FRIEL 9 FT Pct- FRIEL .952 Assists- COUNCIL 2.6 Fouls- CARTER 21 Rebounds- WILLIAMS 10.0 Blocks- CARTER 8 Steals- COUNCIL 9

HEAD COACH Rod Baker **ASSISTANT COACH** Chris Iversen **PLAYERS (15)** Jared Carter Melvin Council Jerice Crouch Lorenzo Davis Fred Durr Steffon Farley Keith Friel Demetrius Howard Marlin Johnson Todd McCoy Sammy Monroe Lonnell Shuler-Jones Perry Stevenson Eric Walton Mike Williams

2011-12								
INDEPENDENT BASKETBALL ASSOCIATION- PREMIER BASKETBALL LEAGUE <i>Eastern Division</i> W-L PCT 'SHARKS' 17-2 .895 Scranton 10-10 .500 Dayton 6-11 .353 Lake Michigan 4-14 .222 <i>Western Division</i> W-L PCT Central Illinois 18-1 .947 Sauk Valley 13-6 .684 Chicago 9-10 .474 St.Louis 4-13 .235 Indiana 4-14 .222 'SHARKS AWARDS' ALL-LEAGUE 1 ST TEAM JAMAL DAVIS	REGULAR SEASON <i>Game Leaderships*</i> POINTS 7 JDAVIS 5 AWILLIAMS 3 CARR 3 CROUCH 3 MAYHANE 2 McCOY 2 WALTON REBOUNDS 11 JDAVIS 3 CARR 3 WALTON 3 AWILLIAMS 2 CROUCH 1 WEBSTER ASSISTS 9 CROUCH 6 COUNCIL 5 CARR 2 JDAVIS 2 McCOY		1. H 12-31-11 W 107-98 Scranton/W-B 2. a 1-6-12 W 110-108 Scranton/W-B 3. H 1-14-12 W 111-89 Dayton 4. H 1-16-12 L 111-119 Charleston 5. H 1-22-12 W 112-100 Lake Michigan 6. a 1-24-12 W 110-103 Dayton 7. a 1-28-12 W 102-94 Lake Michigan 8. a 1-29-12 W 113-106 Lake Michigan 9. H 2-11-12 W 110-88 Scranton/W-B 10. a 2-17-12 W 96-93 Dayton 11. a 2-18-12 W 103-89 Lake Michigan 12. H 2-20-12 W 106-97 Dayton 13. H 2-25-12 W 117-110 ^{ot} Scranton W-B 14. H 3-1-12 W 103-99 Lake Michigan 15. a 3-8-12 W 122-114 Dayton 16. a 3-10-12 W 102-85 Lake Michigan 17. H 3-14-12 W 115-93 Lake Michigan 18. a 3-17-12 W 124-106 Scranton W-B 19. H 4-1-12 L 117-120 Scranton W-B 20. a 4-5-12 <i>PO</i> W 107-104 Sauk Valley 21. H 4-7-12 <i>PO</i> W 116-92 Sauk Valley 22. H 4-12-12 <i>PO</i> L 91-98 Central Illinois 23. a 4-14-12 <i>PO</i> L 80-101 Central Illinois					
			PLAYOFFS <i>Game Leaderships*</i> POINTS 2 CROUCH 1 CARR 1 JDAVIS REBOUNDS 3 AWILLIAMS 1 GIDDINGS ASSISTS 3 CARR 1 CROUCH 1 JDAVIS <i>*INCLUDES TIES</i>		'SHARKS LOSE IN PBL FINALS' 'Sharks go 9-3 at home, 10-1 away 'Sharks only loss away was the season-ending, title-clinching defeat on the road vs Central Illinois 'Sharks go undefeated versus Lake Michigan (7 games) and Dayton (5)... and sweep two from Sauk Valley in the playoffs before losing in the PBL finals			
			REGULAR SEASON & PLAYOFFS GAME HIGHS POINTS 29 CROUCH REBOUNDS 17 JDAVIS ASSISTS 10 CROUCH [twice] 10 McCOY		REG. SEASON LEADERS Games- CARR, COUNCIL, CROUCH, JDAVIS, MAYHANE, AWILLIAMS.. ALL 19 GAMES PLAYED Pts- JDAVIS 16.4 FG Pct- AWILLIAMS .553 3 Pt Made- MAYHANE 26 FT Pct- COUNCIL .891 Assists- CROUCH 5.1 Fouls- AWILLIAMS 64 Rebounds- JDAVIS 8.2 Blocks- WEBSTER 19 Steals- CROUCH 27		PLAYOFF LEADERS Pts- CROUCH 19.8 FG Pct- FRIEL .571 3 Pt Made- CROUCH 10 FT Pct- GIDDINGS .833 Assists- CARR 4.3 Fouls- AWILLIAMS 13 Rebounds- AWILLIAMS 9.5 Blocks- JDAVIS 6 Steals- CARR 5	

HEAD COACH Rod Baker **ASSISTANT COACHES** Chris Iversen Clay Pittinaro **PLAYERS (16)** Tasheed Carr Melvin Council Jerice Crouch Pierre Darden Jamaal Davis Joseph Dorsett-Jeffreys Keith Friel Jarhon Giddings Adam House Demetrius Howard Johnny Mayhane Todd McCoy Lonnell Shuler-Jones Eric Walton Brandon Webster Aaron Williams

2013							
INDEPENDENT BASKETBALL ASSOCIATION- PREMIER BASKETBALL LEAGUE <i>Eastern Division</i> W-L PCT 'SHARKS' 14-1 .895 Scranton/Wilkes Barre 10-10 .500 Dayton 6-11 .333 Lake Michigan 4-14 .235 <i>Western Division</i> W-L PCT Central Illinois 18-1 .932 Sauk Valley 13-6 .667 Chicago 9-10 .474 St.Louis 4-13 .235 Indiana 4-14 .222		REGULAR SEASON <i>Game Leaderships*</i> POINTS 7 BENNETT 5 MENCY 1 ANDERSON 1 FRIEL 1 HELTON REBOUNDS 8 BARKDOLL 4 HALEY 4 REAVES 2 GRAY 2 JSMITH 1 GIDDINGS 1 KOSHWAL ASSISTS 12 BENNETT 4 ANDERSON 1 CROUCH 1 DOWNEY PLAYOFFS <i>Game Leaderships*</i> POINTS 2 BENNETT 2 KOSHWAL 1 CROUCH 1 FRIEL REBOUNDS 2 BARKDOLL 2 KOSHWAL 1 SMITH ASSISTS 3 BENNETT 2 CROUCH 1 KOSHWAL <i>*INCLUDES TIES</i>		1. H 3-7-13 W 103-91 Gary 2. a 3-17-13 W 100-94 West Virginia 3. a 3-24-13 W 100-85 West Virginia 4. H 3-28-13 W 119-106 West Virginia 5. H 4-4-13 L 107-113ot West Virginia 6. H 4-7-13 W 123-86 Lansing 7. H 4-13-13 W 111-83 West Virginia 8. a 4-19-13 W 131-121 Lansing 9. H 5-5-13 W 112-102 New Jersey 10. H 5-9-13 W 137-111 Albany 11. a 5-11-13 W 131-96 New Jersey 12. H 5-17-13 W 125-91 Albany 13. a 5-19-13 W 107-105 West Virginia 14. H 5-24-13 W 143-102 Lake Michigan 15. H 5-26-13 W 128-97 Lake Michigan 16. a 5-31-13 <i>PO</i> W 124-99 Sauk Valley 17. H 6-2-13 <i>PO</i> W 113-98 Sauk Valley 18. a 6-7-13 <i>PO</i> L 86-106 Bloomington 19. H 6-9-13 <i>PO</i> L 77-88 Bloomington 'SHARKS LOSE IN PBL FINALS 'Sharks play 10-2 home, 6-1 away Central Illinois/Blooming franchise ousts 'Sharks from playoffs for second year in a row For the first time, 'Sharks lose a championship in front of home fans (had won three in a row) Mac Koshwal ties team record with 18 rebounds, 5/31 After three year absence, James Reaves returns to play his final season with the 'Sharks			
		REGULAR SEASON & PLAYOFFS GAME HIGHS POINTS 36 BENNETT REBOUNDS 18 KOSHWAL ASSISTS 14 BENNETT		REG. SEASON LEADERS Games- (incomplete statistics) Pts- BENNETT 19.8 FG Pct- BARKDOLL .707 3 Pt Made- MENCY 43 FT Pct- MENCY .862 Assists- BENNETT 8.4 Fouls- REAVES 36 Rebounds- BARKDOLL 9.7 Blocks- BARKDOLL 7 Steals- BENNETT 26		PLAYOFF LEADERS Pts- BENNETT 17.5 FG Pct- KOSHWALL .545 3 P- BENNETT 12 FT Pct- BENNETT .824 Assists- BENNETT 6.3 Fouls- BARKDOLL 16 Rebounds- KOSHWAL 9.0 Blocks- BARKDOLL 7 Steals- BENNETT, KOSHWAL 5	

HEAD COACH Cliff Levingston **ASSISTANT COACHES** Keith Friel Chris Iversen Nick Sutedjo **PLAYERS (13)** Ryan Anderson
Tony Bennett Brian Barkdoll Jerice Crouch Kyle Downey Keith Friel Jarhon Giddings Jessan Gray Hillary Haley James Helton
Mac Koshwal Darin Mency James Reaves Joel Smith

2014				
PREMIER BASKETBALL LEAGUE		<p style="text-align: center;">REGULAR SEASON <i>Game Leaderships*</i></p> <p style="text-align: center;">POINTS</p> <p>5 WHITERS 3 STALLINGS 2 DIGGS 2 RODGERS 2 WILLIAMS 1 ANDERSON 1 CRAWFORD 1 JONES 1 McCROSKEY 1 MILLER 1 WELLS</p> <p style="text-align: center;">REBOUNDS</p> <p>6 CRAWFORD 4 COKER 3 WILLIAMS 2 DIGGS 2 STALLINGS 1 MILLER 1 MOORE 1 WELLS</p> <p style="text-align: center;">ASSISTS</p> <p>9 WHITERS 7 MILLER 5 RODGERS 1 CROUCH</p> <p style="text-align: center;">PLAYOFFS <i>Game Leaderships*</i></p> <p style="text-align: center;">POINTS</p> <p>2 CROUCH 1 COUNCIL</p> <p style="text-align: center;">REBOUNDS</p> <p>2 CRAWFORD 1 MOORE</p> <p style="text-align: center;">ASSISTS</p> <p>2 COUNCIL 1 CROUCH 1 RODGERS</p> <p style="text-align: center;"><i>*INCLUDES TIES</i></p> <p style="text-align: center;">REGULAR SEASON & PLAYOFFS GAME HIGHS</p> <p style="text-align: center;">POINTS</p> <p>35 ANDERSON</p> <p style="text-align: center;">REBOUNDS</p> <p>18 STALLINGS</p> <p style="text-align: center;">ASSISTS</p> <p>14 MILLER</p>		
<i>Eastern Division</i>	W-L PCT			1. H 12-31-13 W 108-92 Buffalo
'SHARKS	17-1 .944			2. a 1-9-14 L 86-91 Carolina
Carolina Pee Dee	11-6 .647			3. a 1-11-14 W 100-90 Carolina
Buffalo	8-7 .533			4. H 1-18-14 W 112-106 Lake Michigan
Lynchburg	1-11 .083			5. a 1-26-14 W 120-99 Erie
Erie	1-15 .063			6. H 2-1-14 W 132-104 Buffalo
<i>Western Division</i>	W-L PCT			7. a 2-2-14 W 146-113 Erie
*Bloomington	18-0 1.000			8. H 2-8-14 W 152-63 Erie
Indianapolis	10-5 .667			9. a 2-9-14 W 108-102 Erie
Ohio	6-10 .375			10. H 2-13-14 W 132-112 Erie
Lake Michigan	6-11 .353			11. a 2-15-14 W 95-86 Buffalo
Chicago	3-14 .176			12. H 2-17-14 W 116-95 Buffalo
*Bloomington, disqualified from post-season play				13. a 3-2-14 W 132-103 Lynchburg
'SHARKS AWARDS				13. H 3-8-14 W 170-87 Erie
PLAYOFF MVP				15. H 3-15-14 W 136-97 Lake Michigan
JERICE CROUCH				16. a 3-21-14 W 93-83 Carolina
				17. a 3-22-14 W 169-120 Lynchburg
				18. H 3-30-14 W 161-103 Lynchburg
				19. H 4-6-14 <i>PO</i> W 100-99 Indianapolis
				20. a 4-11-14 <i>PO</i> L 99-103 Indianapolis
				21. H 4-14-14 <i>PO</i> W 112-84 Indianapolis
				'SHARKS WIN PBL CHAMPIONSHIP
				'Sharks go undefeated at home, 11-0, through playoffs
				11 'Sharks average double figures for scoring
				'Sharks tie club win streak record of 17
			'Sharks go 5-0 versus Erie.. including BCA wins of 152-63 (fewest opponent points ever) and 170-87 (second-highest points ever by 'Sharks)	
			Reggie Stallings grabs 18 rebounds, ties team record	
			Dane Miller records triple-double, 3/15	
			Scott Rodgers collects 'Sharks triple-double, 3/22	
		REG. SEASON LEADERS	PLAYOFF LEADERS	
		Games- COKER, McCROSKEY..	Pts- CROUCH 21.3	
		ALL 18 GAMES	FG Pct- CRAWFORD .600	
		Pts- Whiters 17.9	3 Pt Made- COUNCIL 9	
		FG Pct- MOORE .613	FT Pct- CROUCH .824	
		3 Pt Made- WHITERS 23	Assists- COUCH 4.7	
		FT Pct- RODGERS .828	Fouls- CRAWFORD 11	
		Assists- RODGERS 5.5	Rebounds- MOORE 9.7	
		Fouls- COKER 35	Blocks- CRAWFORD 8	
		Rebounds- CRAWFORD 8.6	Steals- COUNCIL 6	
		Blocks- COKER 37		
		Steals- WHITERS 27		

HEAD COACH Lawrence Moten **ASSISTANT COACH** Keith Friel **PLAYERS (19)** Ryan Anderson Ayodele Coker Melvin Council Chaz Crawford Jerice Crouch Robert Diggs Dwayne Gland Doug Herring Theodore Jones Greg Lothridge Dane Miller Louie McCroskey Darren Moore Devon Peltier Scott Rodgers Reggie Stallings Andre Wells Terrance Whiters Aaron Williams

2014-15							
PREMIER BASKETBALL LEAGUE <i>Eastern Division</i> W-L PCT 'SHARKS' 15-0 1.000 Carolina Pee Dee 11-2 .846 Buffalo 7-10 .412 Philadelphia 2-6 .250 Erie 3-10 .231 Lynchburg 0-10 .000 <i>Midwest Division</i> W-L PCT Lake Michigan 12-4 .750 Racine 10-5 .667 Ohio Lima 7-7 .500 Danville 7-9 .438 Indianapolis 5-7 .417 Grand Rapids 2-11 .154		REGULAR SEASON <i>Game Leaderships*</i> POINTS 5 ALLMOND 5 FREEMAN 3 CROUCH 2 DURR 2 HELTON 1 RANDALL REBOUNDS 7 FREEMAN 3 COKER 2 MOORE 1 DURR 1 JOHNSON 1 STOVER ASSISTS 10 CROUCH 4 RANDALL 1 ALLMOND 1 HELTON PLAYOFFS <i>Game Leaderships*</i> POINTS 1 ALLMOND 1 CROUCH REBOUNDS 1 COKER 1 FREEMAN ASSISTS 2 CROUCH 1 RANDALL <i>*INCLUDES TIES</i>		1. H 12-6-14 W 132-77 Carolina 2. a 12-20-14 W 122-109 Philadelphia 3. H 12-21-14 W 108-95 Buffalo 4. H 12-29-14 W 125-74 Lynchburg 5. H 1-4-15 W 106-86 Buffalo 6. H 1-11-15 W 105-90 Buffalo 7. H 1-24-15 W 147-113 Erie 8. a 1-31-15 W 108-94 Buffalo 9. a 2-5-15 W 105-80 Carolina 10. a 2-7-15 W 140-10 Lynchburg 11. H 2-16-15 W 160-11 Lynchburg 12. H 2-21-15 W 145-88 Erie 13. H 2-28-15 W 152-98 Philadelphia 14. a 3-7-15 W 134-97 Buffalo 15. a 3-8-15 W 122-103 Erie 16. a 3-21-15 <i>PO</i> W 122-97 Lake Michigan 17. H 3-28-15 <i>PO</i> W 135-118 Lake Michigan 'SHARKS WIN PBL CHAMPIONSHIP 'Sharks finish year undefeated for first time in club history with 17 straight....15-0 (regular season), 2-0 (playoffs) 'Sharks win all 10 games at home, 7-0 away For the second time in its history, 'Sharks win back-to-back championships 'Sharks win 17 straight games during the year- together with season-ending win in 2014- create 18-game win streak, club record Gabe Freeman sets all-time records for points (44) and rebounds (22) as 'Sharks beat Philadelphia, 152-98 on 2-28-15 Jerice Crouch named Playoff MVP for second straight year (tie, Corey Allmond)			
'SHARKS AWARDS ALL-DEFENSIVE TEAM ANTHONY STOVER ALL-PBL 1 st TEAM GABE FREEMAN PLAYOFF MVP COREY ALLMOND JERICE CROUCH (tie)		REGULAR SEASON & PLAYOFFS GAME HIGHS POINTS 44 FREEMAN REBOUNDS 22 FREEMAN ASSISTS 12 RANDALL		REG. SEASON LEADERS Games- ALLMOND, CROUCH, DURR, HELTON, MOORE, RANDALL, STOVER.. ALL 15 GAMES Pts- ALLMOND 20.0 FG Pct- MOORE .627 3 Pt Made- ALLMOND 72 FT Pct- HELTON .919 Assists- CROUCH 7.2 Fouls- FREEMAN 47 Rebounds- FREEMAN 11.7 Blocks- STOVER 57 Steals- CROUCH 26		PLAYOFF LEADERS Pts- ALLMOND 24.0 FG Pct- FREEMAN .650 3 Pt Made- ALLMOND 10 FT Pct- COUNCIL 1.000 Assists- CROUCH 5.0 Fouls- MOORE 10 Rebounds- FREEMAN 7.5 Blocks- COKER 5 Steals- ALLMOND, COUNCIL, FREEMAN 1	

HEAD COACH Robert Spon **ASSISTANT COACHES** Dan Dunne Chris Iversen **PLAYERS (16)** Corey Allmond Ayodele Coker Melvin Council Jerice Crouch Fredd Durr Gabe Freeman James Helton Ralphy Holmes Haakim Johnson Chace McKinney Darren Moore Kyle Randall Casey Sheehan Raheem Singleton Anthony Stover Courtney Wagner

2016							
PREMIER BASKETBALL LEAGUE <i>Eastern Division</i> W-L PCT 'SHARKS' 19-2 .905 Jamestown 11-9 .550 Buffalo 10-6 .625 Providence 8-10 .444 New England 7-5 .583 Chautauqua 3-12 .200 Western NY 1-14 .667 <i>MidWest Division</i> W-L PCT Kentucky 19-1 .950 Lake Michigan 10-9 .526 Indianapolis 6-9 .400 Danville 5-12 .294		REGULAR SEASON <i>Game Leaderships*</i> POINTS 9 ALLMOND 5 CROUCH 5 JACKSON 2 RANDALL 1 COUNCIL 1 WEAVER REBOUNDS 5 BARFIELD 5 HOLMES 4 COKER 4 ST.FORT 3 CHICHESTER 2 BROXSIE 2 JACKSON 1 COUNCIL 1 CROUCH ASSISTS 10 CROUCH 6 SINGLETON 5 COUNCIL 3 RANDALL 2 JACKSON 1 ALLMOND 1 ST.FORT		1. a 1-7-16 W 113-79 Jamestown 2. a 1-9-16 L 88-108 Kentucky 3. H 1-16-16 W 104-91 Providence 4. a 1-23-16 L 100-101 New England+ 5. H 1-28-16 W 105-70 Chautauqua 6. H 2-6-16 W 104-91 Buffalo 7. H 2-11-16 W 125-103 New England 8. a 2-13-16 W 139-81 Western NY+ 9. H 2-15-16 W 104-97 Providence 10. a 2-20-16 W 144-108 New England 11. a 2-21-16 W 131-94 Providence 12. H 2-25-16 W 128-93 Western NY 13. a 3-5-16 W 96-88 Buffalo+ 14. H 3-6-16 W 105-99 Kentucky 15. H 3-12-16 W 111-101 Jamestown 16. a 3-20-16 W 135-106 Providence 17. H 3-26-16 W 143-115 Chautauqua 18. H 3-31-16 W 133-99 Jamestown 19. H 4-2-16 W 110-92 New England 20. H 4-10-16 W 128-78 Western NY 21. H 4-17-16 PO W 125-88 Buffalo 22. a 4-21-16 PO W 97-91 Lake Michigan 23. H 4-24-16 PO W 93-92 Lake Michigan		'SHARKS WIN PBL CHAMPIONSHIP 'Sharks Coach Chris Daleo was replaced by Chris Iversen after 'Sharks 101-100 loss to New England, 1/23/16 'Sharks and Iversen win final 19 games for title 'Sharks win 3 rd -straight PBL Championship 'Sharks go undefeated at home (14-0) for third straight year- and for the fifth time in 11-year franchise history 'Sharks defense allows record low average of 93.2 ppg (previous low 95.5 by 'Sharks in 2007-08)	
'SHARKS AWARDS COACH OF THE YEAR CHRIS IVERSEN SIXTH MAN OF THE YEAR- MELVIN COUNCIL PLAYOFF MVP MELVIN COUNCIL		PLAYOFFS <i>Game Leaderships*</i> POINTS 1 ALLMOND 1 COUNCIL 1 CROUCH REBOUNDS 1 CHICHESTER 1 COKER 1 HOLMES ASSISTS 3 CROUCH 1 JACKSON <i>*INCLUDES TIES</i>		REG. SEASON LEADERS Pts- ALLMOND 21.5 FG Pct- BARFIELD .598 3 Pt Made- ALLMOND 45 FT Pct- CROUCH .846 Assists- CROUCH 5.1 Fouls- COKER 45 Rebounds- HOLMES 5.9 Blocks- CHICHESTER 28 Steals- HOLMES 22			
+ LIMITED GAME STATS AVAILABLE FOR 3 GAMES OF 2016 REGULAR SEASON		REGULAR SEASON & PLAYOFFS GAME HIGHS POINTS 33 ALLMOND REBOUNDS 15 HOLMES ASSISTS 13 SINGLETON		PLAYOFF LEADERS Pts- CROUCH 17.7 FG Pct- CHICHESTER .500 3 Pt Made- ALLMOND 11 FT Pct- COKER .800 Assists- CROUCH 5.0 Fouls- COKER 13 Rebounds- CHICHESTER/COKER 7.0 Blocks- COKER 9 Steals- HOLMES 7			

HEAD COACH Chris Daleo Chris Iversen **ASSISTANT COACHES** Chris Iversen Dan Dunne Don Sellers **PLAYERS (18)**
Corey Allmond Nate Barfield Robert Broughton Antoine Broxsie Josh Chichester Ayodele Coker Melvin Council Jerice Crouch
James Helton Sidney Holmes Troy Jackson Jason McElwain Rashard McGill Kyle Randall Mark St. Fort Bob Wegner
Raheem Singleton Aaron Weaver

2017		REGULAR SEASON			
PREMIER BASKETBALL LEAGUE		<i>Game Leaderships*</i>		1. H 12-31-16 W 128-75 Chautauqua	
	W-L PCT	POINTS		2. H 1-8-17 W 122-59 Washington	
'SHARKS	16-2 .889	9 ALLMOND		3. H 1-12-17 W 107-92 Providence	
Kentucky	14-3 .824	3 CROUCH		4. H 1-15-17 W 138-68 DuBois	
Ohio	12-6 .667	2 BIGGS		5. a 1-26-17 W 128-77 Chautauqua	
Jamestown	9-7 .563	2 COUNCIL		6. H 1-29-17 W 123-65 Jamestown	
Chautauqua	6-13 .316	2 HELTON		7. a 2-10-17 W 95-89 Jamestown	
Washington	4-10 .400	1 IVY		8. a 2-11-17 L 91-102 Kentucky	
Providence	1-3 .250	REBOUNDS		9. H 2-16-17 W 103-72 Chautauqua	
DuBois	1-19 .050	5 COKER		10. H 2-20-17 L 77-87 Kentucky	
		4 HOLMES		11. H 2-25-17 W 112-92 Ohio	
		4 RAILEY		12. H 3-2-17 W 107-103 Ohio	
		3 WOODSON		13. a 3-3-17 W 132-86 DuBois	
		2 McGILL		14. H 3-9-17 W 109-96 Jamestown	
		1 BIGGS		15. a 3-11-17 W 116-78 Chautauqua	
'SHARKS AWARDS		1 CHICHESTER		16. a 3-18-17 W 115-110 Kentucky	
COACH OF THE YEAR		1 HELTON		17. a 3-24-17 W 112-85 Washington	
CHRIS IVERSEN		1 VAZQUEZ		18. a 3-28-17 W 101-89 Jamestown	
		ASSISTS		19. H 4-2-17 PO W 98-91 Jamestown	
ALL-PLAYOFF TEAM		10 CROUCH		20. a 4-6-17 PO L 88-91 Kentucky PO	
COREY ALLMOND		4 ALLMOND		21. H 4-9-17 PO W 112-110ot Kentucky	
		4 COUNCIL		22. H 4-11-17 PO W 95-94 Kentucky	
ALL-PLAYOFF TEAM		3 BIGGS			
JERICE CROUCH		2 IVY			
		1 CHICHESTER			
PLAYOFF CO-MVP		1 HELTON			
JERICE CROUCH		1 McGILL			
		1 WOODSON			
PLAYOFF CO-MVP		PLAYOFFS			
COREY ALLMOND		<i>Game Leaderships*</i>			
		POINTS			
ROOKIE OF THE YEAR		2 CROUCH			
JOHN IVY		1 ALLMOND			
		1 COUNCIL			
		REBOUNDS			
		1 CHICHESTER			
		1 COKER			
		1 COUNCIL			
		1 HOLMES			
		1 RAILEY			
		ASSISTS			
		2 CROUCH			
		1 ALLMOND			
		1 COUNCIL			
		1 McGILL			
		*INCLUDES TIES			
REGULAR SEASON & PLAYOFFS GAME HIGHS					
	<i>POINTS</i>				
	41 ALLMOND				
	<i>REBOUNDS</i>				
	15 HOLMES				
	<i>ASSISTS</i>				
	10 CROUCH				
				REG. SEASON LEADERS	
				Pts- ALLMOND 19.1	
				FG Pct- McGILL .530	
				3 Pt Made- ALLMOND 65	
				FT Pct- ALLMOND .864	
				Assists- CROUCH 4.2	
				Fouls- RAILEY 55	
				Rebounds- RAILEY ??	
				Blocks- RAILEY 45	
				Steals- BIGGS 49	
				PLAYOFF LEADERS	
				Pts- ALLMOND 22.5	
				FG Pct- HOLMES .583	
				3 Pt Made- ALLMOND 12	
				FT Pct- COKER 1.000	
				Assists- CROUCH/ALLMOND 3.8	
				Fouls- COKER 13	
				Rebounds- COKER/RAILEY 6.5	
				Blocks- RAILEY 10	
				Steals- COKER/HOLMES/McGILL 4	

HEAD COACH Chris Iversen **ASSISTANT COACHES** Clay Pittinaro Jason Sautter **PLAYERS (14)** Corey Allmond Deverell Biggs Josh Chichester Ayodele Coker Melvin Council Jerice Crouch James Helton Sidney Holmes John Ivy Rashard McGill Jordan Railey Tomas Vazquez Bob Wegner Dominic Woodson

All-Time RazorSharks Records vs. Opponents

	ALL-TIME	HOME	AWAY	NEUTRAL	NICKNAME
ALBANY <i>IBA</i>	2-0	2-0			LEGENDS
ARKANSAS <i>PBL</i>	2-0	1-0		1-0	IMPACT
ATLANTA <i>ABA</i>	1-0	1-0			VISION
AUGUSTA <i>PBL</i>	3-1	2-0	1-1		GROOVE
BALTIMORE <i>ABA</i>	3-0	1-0	2-0		PEARLS
BATTLE CREEK <i>PBL</i>	1-0	1-0			KNIGHTS
BLOOMINGTON <i>PBL</i>	0-2	0-1	0-1		FLEX
BOSTON/CAPE COD <i>ABA</i>	6-0	5-0	1-0		FRENZY
BUFFALO <i>ABA</i>	6-0	4-0	2-0		RAPIDS
BUFFALO <i>ABA</i>	4-1	2-0	2-1		SILVERBACKS
BUFFALO <i>PBL</i>	8-0	4-0	4-0		STAMPEDE
BUFFALO <i>PBL</i>	12-0	8-0	4-0		.716ERS
CAROLINA PEE DEE <i>PBL</i>	4-1	1-0	3-1		VIPERS
CENTRAL ILLINOIS <i>PBL</i>	0-2	0-1	0-1		DRIVE
CHARLESTON <i>PBL</i>	0-1	0-1			GUNNERS
CHAUTAUQUA <i>PBL</i>	6-0	4-0	2-0		HURRICANE
CHICAGO <i>PBL</i>	4-0	2-0	2-0		THROWBACKS
DALLAS <i>PBL</i>	1-0			1-0	DEFENDERS
DAYTON <i>PBL</i>	9-1	3-1	6-0		AIR STRYKERS
DETROIT <i>ABA</i>	2-3	2-0	0-3		PANTHERS
DuBOIS <i>PBL</i>	2-0	1-0	1-0		DREAM
ERIE <i>PBL</i>	9-0	5-0	4-0		HURRICANE
GARY <i>IBA</i>	1-0	1-0			SPLASH
HALIFAX <i>PBL</i>	2-2	2-0	0-2		RAINMEN
HARLEM <i>ABA</i>	2-2	2-0	0-2		STRONG DOGS
HOLLYWOOD <i>ABA</i>	1-0	1-0			FAME
INDIANA <i>ABA</i>	1-0	1-0			ALLEY CATS
INDIANAPOLIS <i>PBL</i>	2-1	2-0	0-1		DIESELS
JACKSONVILLE <i>PBL</i>	3-0	2-0	1-0		JAM, SLAM
JAMESTOWN <i>PBL</i>	7-0	2-0	1-0		JACKALS
KENTUCKY <i>PBL</i>	4-1	3-0	1-1		BLUEGRASS STALLIONS
KENTUCKY <i>PBL</i>	4-4	3-1	1-3		MAVERICKS
LAKE MICHIGAN <i>PBL</i>	15-0	9-0	6-0		ADMIRALS
LANSING <i>IBA</i>	2-0	1-0	1-0		CAPITALS
LAWTON-FORT SILL <i>PBL</i>	4-8	3-2	1-6		CAVALRY
LYNCHBURG <i>PBL</i>	6-0	3-0	3-0		TITANS
MANCHESTER <i>PBL</i>	6-2	3-1	3-1		MILLRATS
MARYLAND <i>ABA PBL</i>	13-0	8-0	5-0		KNIGHTHAWKS
MID-MICHIGAN <i>PBL</i>	3-0	2-0	1-0		DESTROYERS
MONTREAL <i>ABA PBL</i>	5-0	3-0	2-0		MATRIX
TEAM MONTREAL <i>PBL</i>	1-0		*1-0		TEAM MONTREAL
NE PENNSYLVANIA <i>ABA</i>	1-0		1-0		BREAKERS
NEWARK <i>ABA</i>	5-0	3-0	2-0		EXPRESS
NEW ENGLAND <i>PBL</i>	3-1	2-0	1-1		SHAMROCKS
NEW JERSEY <i>IBA</i>	2-0	1-0	1-0		GENERALS
NIAGARA <i>ABA</i>	0-1	0-1			DAREDEVILS
OHIO <i>PBL</i>	3-0	2-0	1-0		BOOTLEGGERS
PHILADELPHIA <i>PBL</i>	2-0	1-0	1-0		FLIGHT
PROVIDENCE <i>PBL</i>	5-0	3-0	2-0		SKY CHIEFS
PUERTO RICO <i>PBL</i>	4-0	2-0	2-0		CAPITANES
QUAD CITIES <i>PBL</i>	1-0	1-0			RIVER HAWKS
QUEBEC CITY <i>ABA PBL</i>	7-3	5-0	2-3		KEBEKWA, KEBS
READING <i>PBL</i>	3-1	2-0	1-1		RAILERS
ROCKFORD <i>PBL</i>	1-0	1-0			FURY
SAN JOSE <i>ABA</i>	1-0	1-0			SKYROCKETS
SAUK VALLEY <i>PBL</i>	4-0	2-0	2-0		PREDATORS
SCRANTON/WILKES-BARRE <i>PBL</i>	5-1	3-1	2-0		STEAMERS
SOUTHERN CALIFORNIA <i>ABA</i>	1-0	1-0			LEGENDS
STRONG ISLAND <i>ABA</i>	5-1	3-1	2-0		SOUND
VERMONT <i>ABA PBL</i>	4-3	2-2	2-1		FROST HEAVES
WASHINGTON <i>PBL</i>	2-0	1-0	1-0		WARHAWKS
WESTERN NY <i>PBL</i>	3-0	2-0	1-0		THUNDERSNOW
WEST VIRGINIA <i>PBL</i>	5-1	2-1	3-0		MINERS
WILMINGTON <i>ABA PBL</i>	6-2	4-0	1-2	*1-0	SEA DAWGS

*- FORFEIT WIN

240-46 147-14 90-32 3-0

'Sharks at Home, Blue Cross Arena at the Rochester War Memorial

YEAR	G	POINTS/ AVERAGE	W-L	WINNING MARGIN	TOP WIN	LOSSES BY points	<u>vs 57 Opponents (147-14)</u>
2005-06	22	2475	20-2	21.2	53	11, 5	18-0 Buffalo
2006-07	18	2058	18-0	20.4	42	none	9-0 Lake Michigan
2007-08	12	1394	12-0	19.0	30	none	8-0 Maryland
2008-09	13	1678	11-2	28.1	80	3, 6	9-0 Erie/Chautauqua
2009-10	12	1377	10-2	13.1	30	6, 7	5-0 Cape Cod/Boston
2010-11	12	1293	10-2	8.4	30	7, 4	5-0 Jamestown
2011-12	12	1313	9-3	14.6	24	8, 3, 7	5-0 Quebec/Que.City
2013	12	1398	10-2	24.7	41	6, 11	4-0 Wilmington
2014	11	1431	11-0	35.6	89	none	3-0 Kentucky BG Stallions
2014-15	10	1315	10-0	36.6	57	none	3-0 Lynchburg
2015-16	14	1618	14-0	23.5	50	none	3-0 Montreal
2017	13	1429	12-1	27.9	70	10	3-0 Newark
totals	161	18779	147-14	24.7	89		3-0 Providence

- First 'Sharks home game: 11/05/05 Rochester 89, Buffalo 88.
- 'Sharks starting new season on a 6-game home winning streak.
- 'Sharks are undefeated at the BCA vs 45 of 57 opponents
- Longest home winning streak: 48 games, 12/10/05 through 1/10/09 [parts of four seasons, 2005-06, 2006-07, 2007-08, 2008-09].
- 'Sharks have finished the season undefeated at home for 5 seasons: 2006-07, 2007-08, 2014, 2014-15 and 2016
- 'Sharks scored 101 points in the first half of their 176-96 win vs Chicago, 3/28/09. The 176 points is the most scored by a Rochester, NY professional team
- Biggest victory: 89 points, 152-63 Erie, 2/8/14
- Biggest loss: 11 pts, twice: 123-112 Strong Island, 11/16/05 and 88-77 Bloomington, 6/9/13. The 77 points are the fewest home points ever by 'Sharks
- Narrowest win: 1 point, five times: 89-88 Buffalo 11/25/05 [first 'Sharks game at BCA]... 101-100 Harlem 12/31/05... 100-99 Indianapolis 4/6/14 playoffs... 93-92 Lake Michigan 4/24/16 playoffs... 95-94 vs Kentucky 4/11/17 playoffs
- Longest home losing streak: 2 games, 105-99 Vermont 2/6/10 and 97-90 Lawton-Fort Sill 2/11/10
- Fewest Opponent Points Scored: 59, Washington 1/8/17
- 'Sharks are 5-3 in overtime games at home (current 1 OT game win streak)
- 'Sharks have won 147 home games...
 - by 5 points or less 18 times
 - by 10 pts or more 114 times
 - by 20 pts or more 76 times
 - by 30 pts or more 46 times
 - by 40 pts or more 25 times
 - by 50 pts or more 15 times
 - by 80 points or more 3 times

ATTENDANCE

All time High- 9,717 3-30-08 Arkansas 142-112 W po
 All time Low- 1,013 2-3-08 Wilmington 107-97 W

'Sharks Records Day-by-Day at Home Win-Loss: Sunday 37-3, Monday 11-4, Tuesday 5-0, Wednesday 8-1, Thursday 29-4, Friday 5-1 Saturday 52-1

'Current Sharks Streaks Day-by-Day at Home Sunday W14, Monday L1, Tuesday W5, Wednesday W8, Thursday W6, Friday W5, Saturday W26

Last 'Sharks Loss at Home on... Sunday 6/19/13, Monday 2/20/17, Tuesday never, Wed 11/16/05, Thurs 4/4/13, Friday 12/31/10, Saturday 2/6/10

2-0 Albany
 2-0 Augusta
 2-0 Chicago
 2-0 Detroit
 2-0 Harlem
 2-0 Halifax
 2-0 Indianapolis
 2-0 Jacksonville
 2-0 Mid-Michigan
 2-0 New England
 2-0 Ohio
 2-0 Puerto Rico
 2-0 Reading
 2-0 Sauk Valley
 2-0 Western NY
 1-0 Atlanta
 1-0 Arkansas
 1-0 Baltimore
 1-0 Battle Creek
 1-0 Carolina
 1-0 DuBois
 1-0 Gary
 1-0 Hollywood
 1-0 Indiana
 1-0 Lansing
 1-0 New Jersey
 1-0 Philadelphia
 1-0 Quad Cities
 1-0 Rockford
 1-0 San Jose
 1-0 Southern California
 1-0 Washington
 0-1 Bloomington
 0-1 Central Illinois
 0-1 Charleston
 0-1 Niagara
 2-1 West Virginia
 3-1 Dayton
 3-1 Kentucky Mavericks
 3-1 Manchester/Saint John
 3-1 Scranton/W-B
 3-1 Strong Island
 3-2 Lawton-Fort Sill
 2-2 Vermont

What They've Worn – RazorSharks Uniform Numbers

2 Marlin Johnson 2008-09, 2009-10, 2010-11
Tasheed Carr 2011-12
Darin Mency 2013
Devon Peltier 2014
Scott Rodgers 2014
Corey Allmond 2014-15
Troy Jackson 2016
Corey Allmond 2017

3 Lazarus Sims
2005-06, 2006-07

4 Jawan Justice 2006-07
Jerice Crouch 2007-08, 2008-09, 2009-10, 2010-11, 2011-12, 2013, 2014-15, 2016, 2017

5 Jamie Barnett 2005-06
John Halas 2006-07, 2007-08, 2008-09
Jerice Crouch 2009-10, 2014
Lonnell Shuler-Jones 2011-12
Tony Bennett 2013
Robert Diggs 2014
Melvin Council 2014-15
Raheem Singleton 2014-15
Aaron Weaver 2016
Raheem Singleton 2016
John Ivy 2017

10 Steve Hailey 2007-08, 2008-09
Randy Gill 2009-10
Todd McCoy 2010-11, 2011-12
Kyle Downey 2013
Dwane Gland 2014
Casey Sheehan 2014-15
Rashard McGill 2016

11 Julian Blanks 2005-06
Caleb Gervin 2006-07
Melvin Council 2008-09, 2009-10, 2010-11, 2011-12, 2014, 2016
Marcel Anderson 2013
Terrance Whitters 2014
James Helton 2014-15

12 Moe Alaimo 2006-07
Ratdech Kratiwa 2008-09
Donielle Davis 2009-10
Steffon Farley 2010-11
Adam House 2011-12
Kyle Randall 2014-15, 2016
James Helton 2016

13 Keith Friel 2005-06, 2006-07, 2007-08, 2008-09, 2009-10, 2010-11, 2011-12, 2013
Mike Moncrief 2005-06

14 Jordan Railey 2017

15 Kevin Peters
2005-06, 2006-07
Jermaine Watson 2005-06
Derek Hollyfield 2007-08, 2008-09, 2009-10
Julian Blanks 2009-10
Demetrius Howard 2011-12
Joel Smith 20013
Chaz Crawford 2014
Fred Durr 2014-15
Robert Broughton 2016
Corey Allmond 2016
Tomas Vazquez 2017

20 Demond Stewart
2005-06, 2006-07, 2007-08
Glenn Dandridge 2009-10
Demetrius Howard 2010-11
James Helton 2013
Reggie Stallings 2014
Courtney Wagner 2014-15

21 Troy Brown 2006-07
Sammy Monroe 2007-08, 2008-09, 2010-11
Jerry Dupree 2009-10
Jarhon Giddings 2011-12, 2013
Theodore Jones 2014
Doug Herring 2014
Ralphy Holmes 2014-15

24
Marlin Johnson 2007-08

23 Chris Carrawell 2005-06
Jermaine Watson 2005-06
Jamal Nichols 2006-07
Fred Durr 2008-09, 2008-09, 2010-11
Johnny Mayhane 2011-12
Hillary Haley 2013
Ryan Anderson 2014
Mark St.Fort 2016

25 Tony Scott 2005-06
Jamie Barnett 2005-06
Nigel Moore 2006-07, 2009-10
Tre Whitted 2008-09
Perry Stevenson 2010-11
Lazarus Sims 2005-06
Michael Moncrief 2005-06
Vidal Massiah 2007-08
Pierre Darden 2011-12
Jessan Gray 2013
James Helton 2013
Dane Miller 2014
Gabe Freeman 2014-15
Deverell Biggs 2017

32 Brian Edwards
2005-06, 2006-07
Isiah Ewing 2008-09
David Bailey 2009-10
Mike Williams 2010-11
Jamal Davis 2011-12
Mac Koshwal 2013
Andre Wells 2014
Haakim Johnson 2014-15
Chace McKinney 2014-15
Josh Chichester 2016, 2017

33 Eric Coley
2005-06, 2006-07
Jermaine Bell 2006-07, 2007-08
Dmitry Nekrasov 2008-09
Xavier Morton 2008-09, 2009-10
Jared Carter 2010-11
Brandon Webster 2011-12
Louie McCroskey 2014
Anthony Stover 2014-15
Sidney Holmes 2016, 2017

34 Caswell Cyrus 2005-06
Eric Walton 2005-06, 2009-10, 2010-11, 2011-12
Framecio Little 2006-07
Arthur Barclay 2007-08
Lee Cook 2006-07
Lincoln Smith 2008-09
Aaron Williams 2008-09, 2014
Brian Barkdoll 2013
Antoine Broxsie 2016

35 James Reaves 2005-06, 2006-07, 2007-08, 2008-09, 2013
Eric Walton 2009-10
Darren Moore 2014, 2014-15
Nate Barfield 2016
Dominic Woodson 2017

44 Alvin Jefferson
2005-06, 2006-07
Lincoln Smith 2008-09, 2009-10
Lorenzo Davis 2010-11
Aaron Williams 2011-12
Ayodele Coker 2014, 2014-15, 2016, 2017

45
Troy Brown 2005-06
Mike Mackell 2006-07
Marty O'Sullivan 2008-09
Jermaine Tate 2009-10
Joseph Dorsett-Jeffreys 2011-12
Greg Lothridge 2014
Bob Wegner 2016, 2017

52
Jason McElwain 2016

55
Scott Martzloff 2005-06
Ricky Price 2006-07
Ron Rollerson 2006-07, 2007-08, 2008-09

LAZARUS SIMS' #3 was retired by the 'Sharks January 24, 2008 in a ceremony at the BCA.

KEITH FRIEL's #13 was retired by the 'Sharks April 10, 2016 in a ceremony at the BCA.

In honor of longtime 'Sharks President and co-owner OREST HRYWNAK the number U2 was retired (noting his favorite rock band) January 29, 2017 in a ceremony at the BCA. Hrywnak passed away June 2, 2016.

POINT HIGHS RAZORSHARKS, INDIVIDUAL	'SHARKS RESULT
44, Gabe Freeman vs Philadelphia 2-28-15	152-98 W
43, Corey Allmond vs Erie 2-21-15	145-88 W
41, Gabe Freeman vs Buffalo 1-11-15	105-90 W
41, Corey Allmond vs Kentucky 4-9-17	112-110 W ot po
38, Chris Carrawell @ Harlem 12-18-05	116-119 L 2ot
36, Keith Friel vs Chicago 3-28-09	176-96 W
36, Melvin Council @ Quebec 4-8-11	129-122 W po
36, Tony Bennett @ Lansing 4-19-13	131-121 W
35, Keith Friel vs Arkansas 3-30-08.....	142-112 W po
35, Keith Friel vs Augusta 2-16-09	121-119 W
35, Keith Friel vs Manchester 4-11-09	110-103 W po
35, Jerice Crouch vs Kentucky 4-9-17.....	112-110 W ot po
35, Ryan Anderson at Carolina 3-21-14	93-83 W
34, James Reaves vs Cape Cod 12-28-06.....	92-88 W
34, Jerice Crouch @ Manchester 2-28-10	128-124 W
34, Tony Bennett @ West Virginia 5-19-13.....	107-105 W
33, Keith Friel @ Vermont 2-14-09.....	113-103 W
33, Corey Allmond @ Providence 3-20-16.....	135-106 W
32, Demond Stewart vs Newark 11-12-05.....	103-98 W
32, James Reaves @ Augusta 1-3-09	116-127 L
32, Jerice Crouch vs Buffalo 1-23-10	131-110 W
32, Jerice Crouch vs Lake Michigan 3-28-15	135-118 W po
31, Keith Friel @ Manchester 1-16-10.....	130-117 W ot
31, Tony Bennett vs West Virginia 4-13-13	107-113 L ot
31, Tony Bennett vs New Jersey 5-05-13	112-102 W
31, Terrance Whifers @ Buffalo 2-15-14	95-86 W
30, James Reaves vs Maryland 2-22-07	131-102 W
30, Keith Friel @ Maryland 2-24-08.....	108-104 W
30, Keith Friel vs Buffalo 3-22-09.....	156-111 W
30, Keith Friel vs Dayton 12-31-10.....	108-115 L
30, Keith Friel @ Dayton 3-15-11.....	145-115 W
30, Corey Allmond @ Lake Michigan 3-21-15.....	122-97 W po
30, Corey Allmond @ Jamestown 3-26-17.....	101-89 W
REBOUNTING HIGHS RAZORSHARKS, INDIVIDUAL	
22, Gabe Freeman vs Philadelphia 2-28-15	152-98 W
18, Chris Carrawell vs San Jose 3-25-06	106-103 W po
18, Mac Koshwal @ Sauk Valley 5-31-13	124-99 W po
18, Reggie Stallings vs Lynchburg 3-30-14.....	161-103 W
17, Jamaal Davis vs Lake Michigan 1-22-12	112-100 W
17, Ayodele Coker vs Lynchburg 12-29-14	125-74 W
16, James Reaves vs Maryland 2-22-07	131-101 W
16, Xavier Morton vs Battle Creek 4-19-09.....	152-115 W po
16, Marlin Johnson vs Buffalo 1-23-10	131-110 W
16, Jamaal Davis vs Scranton Wilkes-Barre 2-25-12.....	117-110 W ot
16, Brian Barkdoll @ West Virginia 3-17-13.....	100-94 W
16, Gabe Freeman @ Buffalo 1-31-15.....	108-94 W
15, James Reaves vs Vermont 1-13-07.....	113-100 W
15, Mike Williams vs Lawton-Fort Sill 2-22-11	98-102 L ot
15, Jamaal Davis @ Lake Michigan 3-10-12.....	102-85 W
15, Brian Barkdoll vs Lake Michigan 5-24-13	143-102 W
15, Chaz Crawford vs Buffalo 2-15-14	116-95 W
15, Gabe Freeman @ Carolina 2-5-15.....	105-80 W
15, Gabe Freeman vs Lake Michigan 3-28-15	135-118 W po
15, Sidney Holmes vs Jamestown 1-29-17	103-65 W
ASSIST HIGHS RAZORSHARKS, INDIVIDUAL	
21, Lazarus Sims vs Hollywood 2-11-07.....	131-89 W
14, Lazarus Sims vs Detroit 12-7-06	115-100 W
14, Tony Bennett @ West Virginia 3-24-13.....	100-85 W
14, Dane Miller vs Erie 3-8-14	170-87 W
13, Jerice Crouch vs Puerto Rico 4-18-10	132-108 W po
12, Lazarus Sims vs Maryland 12-10-05	126-96 W
12, Lazarus Sims @ Buffalo 12-23-05.....	110-100 W
12, Tasheed Carr @ Scranton/Wilkes-Barre March 17, 2012	124-106 W
12, Tony Bennett vs West Virginia 3-28-13	119-106 W
12, Tony Bennett @ Lansing 4-19-13	131-121 W
12, Marcel Anderson vs Albany 5-9-13.....	137-111 W
12, Tony Bennett vs New Jersey 5-11-13.....	131-96 W
12, Scott Rodgers @ Lynchburg 3-22-14.....	169-120 W
12, Kyle Randall vs Erie 1-24-15	147-112 W

'Sharks Winning & Losing Streaks		'Sharks/Opponents Field Goal/Free Throw Percentage																																																							
<p>Current Streak- 2 wins (last loss: 4/6/17 91-88 at Kentucky, playoffs) Current Home Streak- 6 wins (last home loss: 2/11/17 87-77 vs Kentucky) Current Away Streak- 1 loss (last away win: 3/26/17 101-89 @ Jamestown) Longest Winning Streak- 26 games (1/28/16 thru 12/10/17) Longest Home Winning Streak- 48 games (12/10/05 – 1/10/09) Longest Away Winning Streak- 12 games (1/24/09 – 1/16/10) Longest Losing Streak- 4 games (1/21/11 – 2/5/11) ALL AWAY Longest Home Losing Streak- 2 games (2/6/10 – 2/11/10) Longest Away Losing Streak- 4 games (twice) (2006-07 and 2010-11) 'SHARKS 48-GAME HOME WINNING STREAK The streak began at the Blue Cross Arena at the Rochester War Memorial December 10, 2005, spreading through four different seasons and a span of 1,130 days, covering both ABA and PBL play. Twenty-four different teams obliged in losing (led by Maryland's seven setbacks). The streak came to an end January 19, 2009 as the Vermont Frost Heaves defeated Rochester 113-110.</p>		<p>ROCHESTER RAZORSHARKS</p> <table border="0"> <tr> <td>Field Goal Pct High .656 (63-96) vs Chi 3-28-09</td> <td>'SHARKS RESULT</td> </tr> <tr> <td>Field Goal Pct Low .324 (24-74) vs Ken 2-20-17</td> <td>176-96 WIN</td> </tr> <tr> <td>3-Point FG Pct High .667 (16-24) vs Chi 3-28-09</td> <td>7-87 loss</td> </tr> <tr> <td>3-Point FG Pct Low .077 (1-13) vs Chi 2-13-14</td> <td>176-96 WIN</td> </tr> <tr> <td>Free Throw Pct High 1.000 (17-17) @ Hal 1-31-10</td> <td>134-112 WIN</td> </tr> <tr> <td>Free Throw Pct Low .416 (10-24) vs Alb 5-9-13</td> <td>99-102 loss</td> </tr> <tr> <td></td> <td>137-111 WIN</td> </tr> </table> <p>OPPONENTS</p> <table border="0"> <tr> <td>Field Goal Pct HIGH .613 (38-62) vs Ver 1-19-09</td> <td>'SHARKS RESULT</td> </tr> <tr> <td>Field Goal Pct LOW .217 (25-115) vs Erie 2-8-14</td> <td>110-113 loss</td> </tr> <tr> <td>3-Point FG Pct HIGH .609 (14-23) @ Aug 1-3-09</td> <td>152-63 WIN</td> </tr> <tr> <td>3-Point FG Pct LOW .000 (0-14) vs Dal* 3-5-08</td> <td>116-127 loss</td> </tr> <tr> <td>.000 (0-10) vs L-FS 3-19-11</td> <td>114-107 WIN</td> </tr> <tr> <td>FT Pct HIGH .944 (34-36) @ Har 12-18-05</td> <td>80-85 loss</td> </tr> <tr> <td>FT Pct LOW .438 (7-16) vs Bos 3-5-06</td> <td>116-119 loss 2ot</td> </tr> <tr> <td></td> <td>115-72 WIN</td> </tr> </table> <p>*- game played at Neutral site, Attack Center, Chicago, IL</p>		Field Goal Pct High .656 (63-96) vs Chi 3-28-09	'SHARKS RESULT	Field Goal Pct Low .324 (24-74) vs Ken 2-20-17	176-96 WIN	3-Point FG Pct High .667 (16-24) vs Chi 3-28-09	7-87 loss	3-Point FG Pct Low .077 (1-13) vs Chi 2-13-14	176-96 WIN	Free Throw Pct High 1.000 (17-17) @ Hal 1-31-10	134-112 WIN	Free Throw Pct Low .416 (10-24) vs Alb 5-9-13	99-102 loss		137-111 WIN	Field Goal Pct HIGH .613 (38-62) vs Ver 1-19-09	'SHARKS RESULT	Field Goal Pct LOW .217 (25-115) vs Erie 2-8-14	110-113 loss	3-Point FG Pct HIGH .609 (14-23) @ Aug 1-3-09	152-63 WIN	3-Point FG Pct LOW .000 (0-14) vs Dal* 3-5-08	116-127 loss	.000 (0-10) vs L-FS 3-19-11	114-107 WIN	FT Pct HIGH .944 (34-36) @ Har 12-18-05	80-85 loss	FT Pct LOW .438 (7-16) vs Bos 3-5-06	116-119 loss 2ot		115-72 WIN																								
Field Goal Pct High .656 (63-96) vs Chi 3-28-09	'SHARKS RESULT																																																								
Field Goal Pct Low .324 (24-74) vs Ken 2-20-17	176-96 WIN																																																								
3-Point FG Pct High .667 (16-24) vs Chi 3-28-09	7-87 loss																																																								
3-Point FG Pct Low .077 (1-13) vs Chi 2-13-14	176-96 WIN																																																								
Free Throw Pct High 1.000 (17-17) @ Hal 1-31-10	134-112 WIN																																																								
Free Throw Pct Low .416 (10-24) vs Alb 5-9-13	99-102 loss																																																								
	137-111 WIN																																																								
Field Goal Pct HIGH .613 (38-62) vs Ver 1-19-09	'SHARKS RESULT																																																								
Field Goal Pct LOW .217 (25-115) vs Erie 2-8-14	110-113 loss																																																								
3-Point FG Pct HIGH .609 (14-23) @ Aug 1-3-09	152-63 WIN																																																								
3-Point FG Pct LOW .000 (0-14) vs Dal* 3-5-08	116-127 loss																																																								
.000 (0-10) vs L-FS 3-19-11	114-107 WIN																																																								
FT Pct HIGH .944 (34-36) @ Har 12-18-05	80-85 loss																																																								
FT Pct LOW .438 (7-16) vs Bos 3-5-06	116-119 loss 2ot																																																								
	115-72 WIN																																																								
<p>Most 'Sharks Points</p> <p>176 vs CHICAGO 3-28-09 WIN 170 vs ERIE 3-8-14 WIN 169 @ LYNCH 3-22-14 WIN 161 vs LYNCH 3-20-14 WIN 160 vs LYNCH 2-16-15 WIN 156 vs BUFFALO 3-22-09 WIN 152 vs B.CREEK 4-19-09 WIN po 152 vs ERIE 2-8-14 WIN 152 vs PHILADEL. 3-28-15 WIN 147 vs ERIE 1-24-15 WIN 146 vs ERIE 2-2-14 WIN 145 vs DAYTON 3-15-11 WIN 145 vs ERIE 2-21-15 WIN 144 @ N.ENG 2-20-16 WIN 143 vs LAKE MICH. 5-24-13 WIN 143 vs CHAU. 3-26-16 WIN</p>	<p>Fewest 'Sharks Points</p> <p>75 @ QUE CTY 12-16-06 loss 77 vs BLOOM 6-09-13 loss po 77 vs KENTUCKY 2-20-17 loss 80 @ LAW-FS 3-19-11 loss 81 @ WILMINGTON 1-6-08 loss 84 @ LAW-FS 4-25-10 loss po 86 @ LAW-FS 2-5-11 loss 86 @ BLOOM 6-07-13 loss po 86 @ CAROLINA 1-9-14 loss 87 @ LAW-FS 4-18-11 WIN po 88 @ LAW-FS 3-21-10 loss 88 @ ST.JOHN 1-21-11 loss 88 @ QUEBEC 4-6-11 loss po 88 @ KENTUCKY 1-9-16 loss 88 @ KENTUCKY 4-6-17 loss po 89 vs BUFFALO 11-05-05 WIN 89 @ LAW-FS 4-17-11 loss po</p>	<p>Most Opponent Points</p> <p>127 @ AUGUSTA 1-3-09 loss 126 @ LAW-FS 4-27-10 loss ot 124 vs CAPE COD 3-4-07 WIN 124 @ MANCHESTER 2-28-10 WIN 123 vs S.ISLAND 11-16-05 loss 121 @ LANSING 4-19-13 WIN 120 vs SCR.-WB 4-01-12 loss 120 @ LYNCHBURG 3-22-14 WIN 119 @ HARLEM 12-18-05 loss 119 vs AUGUSTA 2-16-09 WIN 119 vs CHARLESTON 1-16-12 loss 118 vs LAKE MICH. 3-28-15 WIN po 117 @ MANCHESTER 1-16-10 W ot 116 vs NIAGARA 11-24-05 loss 116 vs MANCHES. 4-5-09 loss po</p>	<p>Fewest Opponent Points</p> <p>59 vs WASHINGTON 1-8-17 WIN 63 vs ERIE 2-8-14 WIN 65 vs BUFFALO 12-21-05 WIN 65 vs JAMESTOWN 1-29-17 WIN 68 vs DuBOIS 1-15-17 WIN 70 vs NEWARK 1-11-07 WIN 70 vs CHAUTAUQUA 1-28-16 WIN 71 @ READING 2-9-08 WIN 72 vs BOSTON 3-5-06 WIN 72 vs CHAUTAUQUA 2-16-17 WIN 73 @ BALTIMORE 11-5-06 WIN 74 vs LYNCHBURG 12-29-14 WIN 75 vs CHAUTAUQUA 12-31-17 WIN 76 vs READING 3-20-08 WIN po 77 vs CAROLINA 12-6-14 WIN 77 @ CHAUTAUQUA 1-26-17 WIN 78 vs WESTERN NY 4-10-16 WIN 78 @ CHAUTAUQUA 3-11-17 WIN</p>																																																						
<p>'Sharks Biggest Wins (margin)</p> <p>89 H 152-63 2-8-14 Erie 87 H 170-87 3-8-14 Erie 80 H 176-96 3-28-09 Chicago 70 H 138-68 1-15-17 DuBois 63 H 122-59 1-8-17 Washington 58 H 161-103 3-30-14 Lynchburg 58 a 139-81 2-13-16 Western NY 58 H 123-65 1-29-17 Jamestown 58 a 139-81 2-13-16 Western NY 57 H 145-88 2-21-15 Erie 55 H 141-86 2-7-09 Mid-Michigan 55 H 132-77 12-6-14 Carolina 54 H 152-98 2-28-15 Philadelphia 53 H 135-82 1-14-06 Baltimore 53 H 128-75 12-31-16 Chautauqua</p>	<p>'Sharks Biggest Losses (margin)</p> <p>27 a 88-115 3-21-10 Lawton-Fort Sill 21 a 80-101 4-14-12 Central Illinois 20 a 86-106 6-7-13 Bloomington 20 a 88-108 1-9-16 Kentucky 18 a 108-126 4-27-10 Lawton-Fort Sill PO 15 a 99-114 2-23-08 Reading 14 a 97-111 1-30-11 Halifax 13 a 86-99 2-5-11 Lawton-Fort Sill 12 a 88-100 1-21-11 Saint John 12 a 102-114 1-23-11 Quebec 11 a 84-95 4-25-10 Lawton-FS PO 11 H 112-123 11-16-05 Strong Island 11 H 77-88 6-9-13 Bloomington PO</p>	<p>'Sharks in Overtime</p> <table border="0"> <tr> <td>December 18, 2005</td> <td>away</td> <td>loss**</td> <td>116-119</td> <td>Harlem</td> </tr> <tr> <td>December 14, 2006</td> <td>away</td> <td>loss*</td> <td>93-95</td> <td>Vermont</td> </tr> <tr> <td>January 16, 2010</td> <td>away</td> <td>WIN*</td> <td>130-117</td> <td>Manchester</td> </tr> <tr> <td>March 13, 2010</td> <td>HOME</td> <td>WIN*</td> <td>115-113</td> <td>Halifax</td> </tr> <tr> <td>April 22, 2010</td> <td>HOME</td> <td>WIN*</td> <td>110-106</td> <td>Lawton-Fort Sill</td> </tr> <tr> <td>December 31, 2011</td> <td>HOME</td> <td>loss*</td> <td>108-115</td> <td>Dayton</td> </tr> <tr> <td>February 21, 2011</td> <td>HOME</td> <td>loss*</td> <td>98-102</td> <td>Lawton-Fort Sill</td> </tr> <tr> <td>April 2, 2011</td> <td>HOME</td> <td>WIN*</td> <td>114-110</td> <td>Quebec#</td> </tr> <tr> <td>February 25, 2012</td> <td>HOME</td> <td>WIN*</td> <td>117-110</td> <td>Scranton/W-B</td> </tr> <tr> <td>April 4, 2013</td> <td>HOME</td> <td>loss*</td> <td>107-113</td> <td>West Virginia</td> </tr> <tr> <td>April 9, 2017</td> <td>HOME</td> <td>WIN*</td> <td>112-110</td> <td>Kentucky#</td> </tr> </table> <p>*-one ot period #-playoff game</p> <p>'SHARKS W-L RECORD IN ALL OVERTIMES: 6-5 (.545) 'SHARKS W-L RECORD IN DOUBLE OVERTIMES: 0-1 (.000) HOME: 5-3 AWAY: 1-2 CURRENT STREAK: 1 WIN</p>	December 18, 2005	away	loss**	116-119	Harlem	December 14, 2006	away	loss*	93-95	Vermont	January 16, 2010	away	WIN*	130-117	Manchester	March 13, 2010	HOME	WIN*	115-113	Halifax	April 22, 2010	HOME	WIN*	110-106	Lawton-Fort Sill	December 31, 2011	HOME	loss*	108-115	Dayton	February 21, 2011	HOME	loss*	98-102	Lawton-Fort Sill	April 2, 2011	HOME	WIN*	114-110	Quebec#	February 25, 2012	HOME	WIN*	117-110	Scranton/W-B	April 4, 2013	HOME	loss*	107-113	West Virginia	April 9, 2017	HOME	WIN*	112-110	Kentucky#
December 18, 2005	away	loss**	116-119	Harlem																																																					
December 14, 2006	away	loss*	93-95	Vermont																																																					
January 16, 2010	away	WIN*	130-117	Manchester																																																					
March 13, 2010	HOME	WIN*	115-113	Halifax																																																					
April 22, 2010	HOME	WIN*	110-106	Lawton-Fort Sill																																																					
December 31, 2011	HOME	loss*	108-115	Dayton																																																					
February 21, 2011	HOME	loss*	98-102	Lawton-Fort Sill																																																					
April 2, 2011	HOME	WIN*	114-110	Quebec#																																																					
February 25, 2012	HOME	WIN*	117-110	Scranton/W-B																																																					
April 4, 2013	HOME	loss*	107-113	West Virginia																																																					
April 9, 2017	HOME	WIN*	112-110	Kentucky#																																																					
<p>'Sharks/Opponents Quarter/Halftime</p> <table border="0"> <tr> <td>'Sharks Quarter High-</td> <td>58 vs Erie 2/16/15</td> <td>160-111 W</td> </tr> <tr> <td>'Sharks Quarter Low-</td> <td>10 vs Bloomington 6/9/13</td> <td>77-88 L po</td> </tr> <tr> <td></td> <td>10 @ Carolina 1-9-14</td> <td>86-91 L</td> </tr> <tr> <td>'Sharks Halftime High-</td> <td>101 vs Chicago 3-28-09</td> <td>176-96 W</td> </tr> <tr> <td>'Sharks Halftime Low-</td> <td>29 vs Bloomington 6/9/13</td> <td>77-88 L po</td> </tr> <tr> <td>Opponent Quarter High-</td> <td>42 vs Niagara 11-24-05</td> <td>111-116 L</td> </tr> <tr> <td></td> <td>42 @ Kentucky 3/18/17</td> <td>115-110 W</td> </tr> <tr> <td>Opponent Quarter Low-</td> <td>9 vs Erie 2/18/14</td> <td>152-63 W</td> </tr> <tr> <td></td> <td>9 vs Lynchburg 12/29/14</td> <td>125-74 W</td> </tr> <tr> <td>Opponent Halftime High-</td> <td>67 @ Reading 2-23-08</td> <td>99-114 L</td> </tr> <tr> <td>Opponent Halftime Low-</td> <td>27 vs Reading 2-9-08</td> <td>95-71 W</td> </tr> </table>	'Sharks Quarter High-	58 vs Erie 2/16/15	160-111 W	'Sharks Quarter Low-	10 vs Bloomington 6/9/13	77-88 L po		10 @ Carolina 1-9-14	86-91 L	'Sharks Halftime High-	101 vs Chicago 3-28-09	176-96 W	'Sharks Halftime Low-	29 vs Bloomington 6/9/13	77-88 L po	Opponent Quarter High-	42 vs Niagara 11-24-05	111-116 L		42 @ Kentucky 3/18/17	115-110 W	Opponent Quarter Low-	9 vs Erie 2/18/14	152-63 W		9 vs Lynchburg 12/29/14	125-74 W	Opponent Halftime High-	67 @ Reading 2-23-08	99-114 L	Opponent Halftime Low-	27 vs Reading 2-9-08	95-71 W	<p>'Sharks Triple-Doubles</p> <table border="0"> <tr> <td>LAZARUS SIMS</td> <td>DANE MILLER</td> <td>SCOTT RODGERS</td> </tr> <tr> <td>vs Detroit 12-7-06</td> <td>vs Lake Michigan 3-15-14</td> <td>@ Lynchburg 3-22-14</td> </tr> <tr> <td>12 PTS-11 REB-14 AST</td> <td>15 PTS-12 REB-10 AST</td> <td>22 PTS-10 REB-12 AST</td> </tr> </table> <p>'Sharks Players With 3 or More Championships</p> <p>7 <u>Jerice Crouch</u> 2008 2009 2011 2014 2015 2016 2017 6 <u>Melvin Council</u> 2009 2011 2014 2015 2016 2017 4 <u>Avodele Coker</u> 2014 2015 2016 2017 4 <u>Keith Friel</u> 2006 2008 2009 2011 3 <u>Corey Allmond</u> 2015 2016 2017 3 <u>Fred Durr</u> 2009 2011 2015 3 <u>James Helton</u> 2015 2016 2017 3 <u>Marlin Johnson</u> 2008 2009 2011 3 <u>Sammy Monroe</u> 2008 2009 2011 3 <u>James Reaves</u> 2006 2008 2009</p>	LAZARUS SIMS	DANE MILLER	SCOTT RODGERS	vs Detroit 12-7-06	vs Lake Michigan 3-15-14	@ Lynchburg 3-22-14	12 PTS-11 REB-14 AST	15 PTS-12 REB-10 AST	22 PTS-10 REB-12 AST														
'Sharks Quarter High-	58 vs Erie 2/16/15	160-111 W																																																							
'Sharks Quarter Low-	10 vs Bloomington 6/9/13	77-88 L po																																																							
	10 @ Carolina 1-9-14	86-91 L																																																							
'Sharks Halftime High-	101 vs Chicago 3-28-09	176-96 W																																																							
'Sharks Halftime Low-	29 vs Bloomington 6/9/13	77-88 L po																																																							
Opponent Quarter High-	42 vs Niagara 11-24-05	111-116 L																																																							
	42 @ Kentucky 3/18/17	115-110 W																																																							
Opponent Quarter Low-	9 vs Erie 2/18/14	152-63 W																																																							
	9 vs Lynchburg 12/29/14	125-74 W																																																							
Opponent Halftime High-	67 @ Reading 2-23-08	99-114 L																																																							
Opponent Halftime Low-	27 vs Reading 2-9-08	95-71 W																																																							
LAZARUS SIMS	DANE MILLER	SCOTT RODGERS																																																							
vs Detroit 12-7-06	vs Lake Michigan 3-15-14	@ Lynchburg 3-22-14																																																							
12 PTS-11 REB-14 AST	15 PTS-12 REB-10 AST	22 PTS-10 REB-12 AST																																																							

SCORES AND VENUES REFER TO THE 'SHARKS

'Sharks /Opponents Points Scored INCLUDES PLAYOFFS

TOTAL GAMES	REG. SEASON & POs		GAMES HOME		GAMES @ NEUTRAL SITE		GAMES AWAY					
	'Sharks	Foes	'Sharks	Foes	'Sharks	Foes	'Sharks	Foes				
2005-06	34	3790 111.5	3254 95.7	22	2475 112.5	2072 94.2		12	1315 109.6	1182 98.5		
2006-07	30	3275 109.2	2874 95.8	18	2058 114.3	1702 94.6		12	1217 101.4	1172 97.7		
2007-08	21	2312 110.1	2005 95.5	12	1394 116.2	1166 97.2	2	205 102.5	191 95.5	7	713 101.9	648 92.6
2008-09	23	2835 123.3	2372 103.1	13	1678 129.1	1378 106.0			10	1157 115.7	994 99.4	
2009-10	25	2861 114.4	2616 104.6	12	1377 114.8	1235 102.9			13	1484 114.2	1381 106.2	
2010-11	26	2728 104.9	2632 101.2	12	1293 107.8	1220 101.7			14	1435 102.5	1412 100.9	
2011-12	23	2485 108.0	2306 100.3	12	1313 109.4	1203 100.3			11	1172 106.5	1103 100.3	
2013	19	2177 114.6	1874 98.6	12	1398 116.5	1168 97.3			7	779 111.3	706 100.9	
2014	21	2579 122.8	2032 96.8	11	1431 130.1	1042 94.7			10	1148 114.8	990 99.0	
2014-15	17	2168 127.5	1630 95.9	10	1315 131.5	950 95.0			7	853 121.9	680 97.1	
2016	23	2661 115.7	2145 93.2	14	1618 115.6	1289 92.1			9	1043 115.9	856 95.1	
2017	22	2409 109.5	1911 86.9	13	1431 110.1	1104 84.9			9	978 108.7	807 89.7	
TOTALS	284#	32,280 114.0	27,651 97.4	161	18,781 116.7	15,529 96.5	2	205 102.5	191 95.5	121	13,294 109.9	11,931 98.6

- 'SHARKS HAVE BEEN AWARDED TWO GAMES BY FORFEIT

Rochester RazorSharks Stats Guide Abbreviations		
ABA – American Basketball Association	G – games	PCT – percentage
AST – assists	GP – games played	PHILADEL. – Philadelphia
Aug – Augusta	Har – Harlem	PBL - Premier Basketball League
AVG – average	H – home	PF – personal foul
A a - away	HOL – Hollywood	PO – playoffs
BCA – Blue Cross Arena	INDY – Indianapolis	PPG – points per game
B.CREEK – Battle Creek	JAC – Jacksonville	PR – Puerto Rico
BG STALLIONS –	JAMES – Jamestown	PTS – points
Kentucky Bluegrass Stallions	KEN – Kentucky Bluegrass Stations	S.ISLAND – Strong Island
BL – blocks	L.MICH – Lake Michigan	3PM/A – three point shots made / attempted
BLM – Bloomington	LAW-FS – Lawton-Fort Sill	3D – 3-D points scored (ABA rules)
BLOOM. – Bloomington	Lawton FS- Lawton-Fort Sill	REB – rebounds
Bos – Boston	L – loss	REG SEAS – regular season
BUFF – Buffalo	LYN – Lynchburg	QUE CTY – Quebec City
CHARLES. – Charleston	MANCHES. – Manchester	ST – steals
CHAU – Chautauqua	MARY – Maryland	SI – Strong Island
CHI – Chicago	MID.MICH. – Mid-Michigan	S.ISLAND – Strong Island
Dal – Dallas	MON MONT – Montreal	TO – turnovers
DET – Detroit	N.ENG – New England	QUE – Quebec
DUB- Dubois	NEW – Newark	W – win
FGM/A – field goals made / attempted	Oppon. – opponents	Ver – Vermont
FTM/A – free throws made / attempted	OT – overtime	WEST NY – Western New York

Rochester RazorSharks Head Coaching Records

	ALL-TIME					REGULAR SEASON				PLAYOFFS				
	YEARS	GAMES	RECORD	HOME	AWAY	NEUTRAL	RECORD	HOME	AWAY	NEUTRAL	GAMES	RECORD	HOME	AWAY
Rod Baker	7	184	148-36	90-11	55-25	3-0	130-29	77-9	50-20	3-3	25	18-7	13-2	5-5
			.804	.891	.688	1.000	.818	.895	.714	1.000		.720	.867	.500
Cliff Levingston	1	19	16-3	10-2	6-1		14-1	9-1	5-0		4	2-2	1-1	1-1
			.842	.833	.857		.933	.900	1.000			.500	.500	.500
Lawrence Moten	1	21	19-2	11-0	8-2		17-1	9-0	8-1		3	2-1	2-0	0-1
			.905	1.000	.800		.944	1.000	.889			.667	1.000	.000
Robert Spon	1	17	17-0	10-0	7-0		15-0	9-0	6-0		2	2-0	1-0	1-0
			1.000	1.000	1.000		1.000	1.000	1.000			1.000	1.000	1.000
Chris Daleo	1	4	2-2	1-0	1-2		2-2	1-0	1-2					
			.500	1.000	.333		.500	1.000	.333					
Chris Iversen	2	41	38-3	25-1	13-2		32-2	20-1	12-1		7	6-1	5-0	1-1
			.927	.962	.867		.941	.952	.923			.857	1.000	.500

Years: **Baker** ABA 2005-06 thru 2006-07 PBL 2007-08 thru 2011-12; **Levingston** IBA-PBL 2013; **Moten** PBL 2014; **Spon** PBL 2014-15; **Daleo** PBL 2015-16; **Iversen** PBL 2015-16 to present

Divisional Finishes: **Baker** Three 1st Places, Three 2nd Places, One 3rd Place; **Levingston** One 1st Place; **Moten** One 1st Place; **Spon** One 1st Place; **Iversen** Two 1st Places

Years Making Playoffs: **Baker** 6 of 6 years ('Sharks withdrew from ABA before 2006-07 playoffs); **Levingston** 1 of 1 year; **Moten** 1 of 1 year; **Spon** 1 of 1 year; **Iversen** 2 of 2 years

Championships: **Baker** (4) 2005-06, 2007-08, 2008-09, 2010-11; **Iversen** (2) 2015-16, 2017; **Levingston** (1) 2013; **Spon** (1) 2014-15;

Coach of the Year: **Baker** (3) ABA 2005-06, PBL 2007-08, PBL 2008-09 **Iversen** (2) PBL 2015-16, PBL 2017

ROCHESTER RAZORSHARKS BASKETBALL FIRSTS

First 'Sharks Season

2005-06 American Basketball Association

First 'Sharks Game / Win / Info

November 5, 2005
Rochester 89, Buffalo 88
at the Blue Cross Arena at the Rochester War Memorial
Attendance-5,893

First Tip-Off Result

WON, by JAMES REAVES

First 'Sharks Field Goal

DEMOND STEWART
driving lay-in

First 'Sharks Assist

CHRIS CARRAWELL

**First Free Throw Attempt,
and First Free Throw Made**

JAMES REAVES

First Turnover

JAMES REAVES

First Rebound

BRIAN EDWARDS

First 3-Point Shot Made

DEMOND STEWART

First Steal

CHRIS CARRAWELL

First Blocked Shot

CHRIS CARRAWELL

First Dunk

SCOTT MARTZLOFF

First 'Sharks Loss

November 16, 2005
at Rochester
Strong Island 123,
RazorSharks 112
(fourth game
of season)

'Sharks All-Time Playoff Log

2005-06 AMERICAN BASKETBALL ASSOCIATION

HOME 3/19/06 126-98 W Newark
HOME 3/22/06 104-85 W Atlanta
HOME 3/25/06 106-103 W San Jose
HOME 3/26/06 117-114 W So. California

'Sharks win ABA Championship

2007-08 PREMIER BASKETBALL LEAGUE

HOME 3/20/08 100-76 W Reading
HOME 3/30/08 142-112 W Arkansas

'Sharks win PBL Championship

2008-09 PREMIER BASKETBALL LEAGUE

away 4/2/09 125-110 W Manchester
HOME 4/5/09 110-116 L Manchester
HOME 4/11/09 110-103 W Manchester
HOME 4/19/09 152-115 W Battle Creek

'Sharks win PBL Championship

2009-10 PREMIER BASKETBALL LEAGUE

away 4/14/10 119-95 W Puerto Rico
HOME 4/18/10 132-108 W Puerto Rico
HOME 4/22/10 110-106* W Lawton-Fort Sill
away 4/25/10 84-95 L Lawton-Fort Sill
away 4/27/10 108-126 L Lawton-Fort Sill

'Sharks lose in PBL finals

2010-11 PREMIER BASKETBALL LEAGUE

HOME 4/2/11 114-110* W Quebec
away 4/6/11 88-98 L Quebec
away 4/8/11 129-122 W Quebec
HOME 4/15/11 105-101 W Lawton-Fort Sill
away 4/17/11 89-96 L Lawton-Fort Sill
away 4/18/11 87-84 W Lawton-Fort Sill

'Sharks win PBL Championship

2011-12 INDEPENDENT BASKETBALL ASSOCIATION- PREMIER BASKETBALL LEAGUE

away 4/5/12 107-104 W Sauk Valley
HOME 4/7/12 116-92 W Sauk Valley
HOME 4/12/12 91-98 L Central Illinois
away 4/14/12 80-101 L Central Illinois

'Sharks lose in PBL finals

2013 PREMIER BASKETBALL LEAGUE

away 5/31/13 124-99 W Sauk Valley
HOME 6/2/13 113-98 W Sauk Valley
away 6/7/13 86-106 L Bloomington
HOME 6/9/13 77-88 L Bloomington

'Sharks lose in PBL finals

2014 PREMIER BASKETBALL LEAGUE

HOME 4/6/14 100-99 W Indianapolis
Away 4/11/14 99-103 L Indianapolis
HOME 4/14/14 112-84 W Indianapolis

'Sharks win PBL Championship

2014-15 PREMIER BASKETBALL LEAGUE

away 3/21/15 122-97 W Lake Michigan
HOME 3/28/15 135-118 W Lake Michigan

'Sharks win PBL Championship

2016 PREMIER BASKETBALL LEAGUE

HOME 4/17/16 125-88 W Buffalo
away 4/21/16 97-91 W Lake Michigan
HOME 4/24/16 93-92 W Lake Michigan

'Sharks win PBL Championship

2017 PREMIER BASKETBALL LEAGUE

HOME 4/17/16 98-91 W Jamestown
away 4/21/16 88-91 L Kentucky
HOME 4/24/16 112-110* W Kentucky
HOME 4/24/16 95-94 W Kentucky

'Sharks win PBL Championship

*- ONE OVERTIME PERIOD

'SHARKS PLAYOFF RECORD:

30-11 (.732)

[current playoff streak: 2 wins]

HOME: 22-3 (.850)

[current playoff streak: 8 wins]

AWAY: 8-8 (.500)

[current playoff streak: 1 loss]

All-Time Rochester RazorSharks ABA / IBA / PBL Player Log

[BIRTHDATE, HEIGHT/POSITION, COLLEGE] 121 PLAYERS HAVE LOGGED TIME IN 'SHARKS HISTORY

#12 MOE ALAIMO 9-24-46 6-0 GUARD UNIVERSITY OF MIAMI

	GP	FGM/A PCT	3PM/A PCT	FTM/A PCT 3D	PTS/AVG	REB/AVG	PF	AST/AVG	TO	BL	ST
2006-07	1	1-2 .500	0-0 ----	0-0 ---- 0	2 2.0	0 0.0	0	0 0.0	1	0	0
TOTALS	1	1-2 .500	0-0 ----	0-0 ---- 0	2 2.0	0 0.0	0	0 0.0	1	0	0

Rochester East End Association President Moe Alaimo played in one game for the 'Sharks, February 22, 2007. It was part of the ABA's "Celebrity 13th Man" promotion that allowed fans to play. With the crowd chanting "We want Moe!" he entered the contest in the fourth quarter. The 61-year old lost the ball and was charged with a turnover but later scored two points from under the basket during Rochester's 131-102 victory over the Maryland Knighthawks.

#



#2 COREY ALLMOND 1-20-88 6-2 GUARD SAM HOUSTON STATE

	GP	FGM/A PCT	3PM/A PCT	FTM/A PCT 3D	PTS/AVG	REB/AVG	PF	AST/AVG	TO	BL	ST
2014-15	15	97-231 .419	72-173 .416	34-42 .809	300 20.0	31 2.1	24	46 3.1	18	0	17
14-15 PO	2	16-29 .552	10-17 .588	6-10 .600	48 24.0	6 3.0	7	2 1.0	2	0	1
2016	12	76-171 .444	45-107 .421	43-51 .843	258 21.5	17 1.5	17	19 1.7	19	1	13
16 PO	3	16-47 .340	11-34 .324	5-5 1.000	48 16.0	6 2.0	9	8 2.7	6	0	4
2017	18	114-243 .469	65-161 .404	51-59 .864	344 19.1	48 2.7	23	48 2.7	28	1	18
17 PO	4	20-54 .370	12-35 .343	22-22 1.000	74 18.5	20 5.0	10	15 3.8	8	0	2
TOTALS	54	339-775 .437	215-527 .408	161-189 .852	1072 19.9	128 2.3	90	138 2.6	81	2	55

___ - ALL-TIME 'SHARKS LEADER

2014-15 CO-PLAYOFF PBL MVP

MOST 3-POINTERS, GAME (11) [attempted 23] vs ERIE 2-21-15 SHARKS 145, ERIE 88
 MOST 3-POINTERS ATTEMPTED, GAME (23) [made11] vs ERIE 2-21-15 SHARKS 145, ERIE 88



2014

#23 RYAN ANDERSON 12-19-87 6-4 GUARD NEBRASKA

	GP	FGM/A PCT	3PM/A PCT	FTM/A PCT 3D	PTS/AVG	REB/AVG	PF	AST/AVG	TO	BL	ST
2014	4	24-58 .414	17-37 .459	5-8 .625	70 17.5	11 2.8	9	11 2.8		0	4
14 PO	2	5-16 .313	3-12 .250	2-2 1.000	15 7.5	8 2.0	1	7 3.5	3	0	2
TOTALS	6	29-74 .392	20-49 .408	7-10 .700	85 14.2	19 3.2	10	18 3.0		0	6

#11 MARCEL ANDERSON 3-22-86 5-9 GUARD HARRIS-STOWE

	GP	FGM/A PCT	3PM/A PCT	FTM/A PCT 3D	PTS/AVG	REB/AVG	PF	AST/AVG	TO	BL	ST
2013	14	49-106 .462	5-17 .294	23-44 .523	126 9.0	32 2.3	22	61 4.4	26	1	21
2013 PO	4	4-12 .333	0-3 .000	2-5 .400	10 2.5	1 0.3	2	2 0.5	5	0	2
TOTALS	18	53-118 .449	5-20 .250	25-49 .510	136 7.6	33 1.8	24	63 3.5	31	1	23

#32 DAVID BAILEY

1-2-83 6-9 FORWARD PRINCE GEORGE'S CC

	GP	FGM/A PCT	3PM/A PCT	FTM/A PCT 3D	PTS/AVG	REB/AVG	PF	AST/AVG	TO	BL	ST
2009-10	20	43-88 .489	0-0 ----	34-45 .756	120 6.0	90 4.5	42	11 0.6	19	16	11
09-10 PO	5	8-13 .615	0-0 ----	5-6 .833	21 4.2	12 2.4	12	0 0.0	6	0	2
TOTALS	25	51-102 .500	0-0 ----	39-51 .765	141 5.4	102 3.9	54	11 0.4	25	16	13



2007-08

#34 ARTHUR BARCLAY

4-29-82 6-8 FORWARD MEMPHIS

	GP	FGM/A PCT	3PM/A PCT	FTM/A PCT	PTS/AVG	REB/AVG	PF	AST/AVG	TO	BL	ST
2007-08	11	8-31 .258	0-0 ----	8-19 .421	24 2.2	48 4.4	19	13 1.2	10	6	4
07-08 PO	2	3-6 .500	1-1 1.000	1-2 .500	8 4.0	9 4.5	8	1 0.5	4	2	0
TOTALS	13	11-37 .297	1-1 1.000	9-21 .423	32 2.5	57 4.4	27	14 1.1	14	8	4



2016

#35 NATE BARFIELD

9-8-88 6-9 FORWARD-CENTER LANGSTON UNIVERSITY

	GP	FGM/A PCT	3PM/A PCT	FTM/A PCT 3D	PTS/AVG	REB/AVG	PF	AST/AVG	TO	BL	ST
2016	16	58-97 .598	0-1 .000	16-27 .593	132 8.3	90 5.6	39	4 0.3	27	14	17
16 PO	3	11-21 .524	0-0 ----	2-2 1.000	24 8.0	13 4.3	3	1 0.3	5	3	1
TOTALS	19	69-118 .585	0-1 .000	18-29 .621	156 8.2	103 5.4	42	5 0.3	32	17	18

#34 BRIAN BARKDOLL

7-22-89 7-0 CENTER NW NAZARENE

	GP	FGM/A PCT	3PM/A PCT	FTM/A PCT	PTS/AVG	REB/AVG	PF	AST/AVG	TO	BL	ST
2013	14	53-75 .707	0-0 ---	21-41 .512	127 9.0	136 9.7	31	7 0.5	13	13	6
2013 PO	4	11-20 .550	0-0 ---	2-4 .500	24 6.0	31 7.8	16	2 0.5	5	7	2
TOTALS	18	64-95 .674	0-0 ---	23-45 .444	151 8.4	167 9.3	47	9 0.5	18	20	8

___ - ALL-TIME 'SHARKS LEADER



2005-06

#5 JAMIE BARNETT

1-12-79 6-7 GUARD-FORWARD TEXAS A&M-KINGSVILLE

	GP	FGM/A PCT	3PM/A PCT	FTM/A PCT 3D	PTS/AVG	REB/AVG	PF	AST/AVG	TO	BL	ST
2005-06	10	9-25 .360	0-6 .000	5-9 .556 0	23 2.6	22 2.4	13	23 2.6	9	0	1
05-06 PO	1	1-1 1.000	0-0 ----	0-0 ---- 0	2 2.0	1 1.0	0	1 1.0	1	0	1
TOTALS	11	10-26 .385	0-6 .000	5-9 .556 0	25 2.5	23 2.3	13	24 2.4	10	0	1



2007-08

#33 JERMAINE BELL

5-8-84 6-11 FORWARD INDIAN HILLS CC

	GP	FGM/A PCT	3PM/A PCT	FTM/A PCT	PTS/AVG	REB/AVG	PF	AST/AVG	TO	BL	ST
2007-08	13	26-56 .464	0-4 .000	8-19 .421 0	24 1.8	48 3.7	19	13 1.0	10	6	4
TOTALS	13	26-56 .464	0-4 .000	8-19 .421 0	24 1.8	48 3.7	19	13 1.0	10	6	4

#5 TONY BENNETT

8-22-84 6-1 GUARD BRADLEY

	GP	FGM/A PCT	3PM/A PCT	FTM/A PCT 3D	PTS/AVG	REB/AVG	PF	AST/AVG	TO	BL	ST
2013	15	67-131 .511	22-75 .293	63-87 .724	297 19.8	61 4.1	31	126 8.4	55	3	26
2013 PO	4	22-59 .373	12-26 .385	14-17 .824	70 17.5	16 4.0	10	25 6.3	9	0	5
TOTALS	19	89-190 .468	34-101 .337	77-104 .740	367 19.3	77 4.1	41	151 7.9	64	3	31

2013 PBL ALL LEAGUE, FIRST TEAM



2017

#25 DEVERELL BIGGS

2-17-92 6-1 GUARD NEBRASKA/TEXAS SOUTHERN

	GP	FGM/A PCT	3PM/A PCT	FTM/A PCT 3D	PTS/AVG	REB/AVG	PF	AST/AVG	TO	BL	ST
2017	18	72-150 .480	23-56 .411	44-58 .759	211 11.7	55 3.1	49	50 2.8	39	2	49
17 PO	4	8-22 .364	1-8 .125	6-9 .667	23 5.8	9 2.3	8	8 2.0	7	0	3
TOTALS	22	80-172-----	24-64-----	50-67-----	234-----	64-----	57	58-----	46	2	52



2005-06

#11 JULIAN BLANKS

8-4-80 6-5 GUARD LeSALLE UNIVERSITY

	GP	FGM/A PCT	3PM/A PCT	FTM/A PCT 3D	PTS/AVG	REB/AVG	PF	AST/AVG	TO	BL	ST
2005-06	29	77-164 .470	31-79 .392	27-35 .771 2	223 7.7	66 2.4	42	84 3.1	55	2	31
05-06 PO	4	8-15 .533	2-6 .333	6-6 1.000 1	25 6.3	6 1.5	6	11 2.8	6	0	5
2009-10	1	2-3 .667	1-2 .500	1-2 .500	6 6.0	1 1.0	0	0 0.0	0	0	0
TOTALS	34	87-182 .478	34-87 .391	34-43 .791 3	254 7.5	72 2.1	48	95 2.8	61	2	36



2016

#15 ROBERT BROUGHTON

6-5 FORWARD SAINT XAVIER UNIVERSITY

	GP	FGM/A PCT	3PM/A PCT	FTM/A PCT 3D	PTS/AVG	REB/AVG	PF	AST/AVG	TO	BL	ST
2016	4	4-11 .364	0-0 ----	3-4 .750	11 2.8	10 2.5	4	4 1.0	2	0	2
TOTALS	4	4-11 .364	0-0 ----	3-4 .750	11 2.8	10 2.5	4	4 1.0	2	0	2



2005-06

#45 #21 TROY BROWN

4-3-71 6-8 FORWARD/CENTER PROVIDENCE

	GP	FGM/A PCT	3PM/A PCT	FTM/A PCT 3D	PTS/AVG	REB/AVG	PF	AST/AVG	TO	BL	ST
2005-06	29	63-150 .420	8-28 .286	66-83 .795 0	200 7.2	173 6.4	107	25 0.9	40	15	7
05-06 PO	4	12-26 .461	5-12 .417	7-8 .875 0	36 9.0	20 5.0	13	5 1.3	3	1	4
2006-07	9	4-16 .250	0-3 .000	5-8 .625 0	13 1.7	26 3.3	17	3 0.4	13	5	1
TOTALS	42	79-192 .411	13-43 .302	78-98 .796 0	249 6.2	219 5.3	137	33 0.8	56	21	12



2016

#34 ANTOINE BROXSIE		11-7-79 6-11 FORWARD-CENTER OKLAHOMA STATE										
	GP	FGM/A PCT	3PM/A PCT	FTM/A PCT 3D	PTS/AVG	REB/AVG	PF	AST/AVG	TO	BL	ST	
2016	14	14-35 .400	0-0 ----	7-9 .778	35 2.5	57 4.1	22	6 0.4	15	9	6	
16 PO	1	0-0 ----	0-0 ----	0-0 ----	0 0.0	2 2.0	3	0 0.0	2	3	1	
TOTALS	15	14-35 .400	0-0 ----	7-9 .778	37 2.5	59 3.9	25	6 0.4	17	12	7	

#2 TASHEED CARR		12-16-85 6-4 GUARD ST.JOSEPH'S										
	GP	FGM/A PCT	3PM/A PCT	FTM/A PCT 3D	PTS/AVG	REB/AVG	PF	AST/AVG	TO	BL	ST	
2011-12	19	97-188 .516	12-35 .343	65-83 .783	271 14.3	87 4.6	39	73 3.8	36	0	18	
11-12 PO	4	16-39 .410	1-6 .167	20-25 .800	53 13.3	18 4.5	10	17 4.25	8	0	5	
TOTALS	23	113-227 .498	13-41 .317	85-108 .787	324 14.1	105 4.6	49	90 3.9	44	0	23	



2005-06

#23 CHRIS CARRAWELL		11-25-77 6-6 FORWARD DUKE										
	GP	FGM/A PCT	3PM/A PCT	FTM/A PCT 3D	PTS/AVG	REB/AVG	PF	AST/AVG	TO	BL	ST	
2005-06	25	154-293 .526	13-36 .000	89-127 .701 7	435 17.4	137 5.7	26	73 3.0	38	21	27	
05-06 PO	4	27-54 .500	2- 9 .000	7- 17 .412 1	64 16.0	40 10.0	7	12 3.0	12	10	4	
TOTALS	29	181-347 .522	15-45 .333	96-144 .667 8	499 17.2	177 6.3	33	85 0.0	50	31	31	

2005-06 ABA MVP... 2005-06 ABA PLAYOFF MVP... 2005-06 ABA ALL-STAR



2010-11

#33 JARED CARTER		9-20-86 7-2 CENTER KENTUCKY										
	GP	FGM/A PCT	3PM/A PCT	FTM/A PCT	PTS/AVG	REB/AVG	PF	AST/AVG	TO	BL	ST	
2010-11	20	94-163 .577	0-0 ----	38-65 .585	226 11.3	142 7.1	61	13 0.7	43	35	5	
10-11 PO	6	27-48 .563	0-0 ----	21-31 .677	75 12.5	51 8.5	21	5 0.8	19	8	1	
TOTALS	26	121-211 .573	0-0 ----	59-96 .614	301 11.6	193 7.4	82	18 0.7	62	43	6	

2010-11 PBL ALL-DEFENSIVE TEAM... 2010-11 PBL ALL-LEAGUE SECOND TEAM... 2010-11 PBL ALL-PLAYOFF TEAM



2016

2017

#32 JOSH CHICHESTER		9-12-87 6-8 FORWARD UNIVERSITY OF LOUISVILLE										
	GP	FGM/A PCT	3PM/A PCT	FTM/A PCT 3D	PTS/AVG	REB/AVG	PF	AST/AVG	TO	BL	ST	
2016	17	57-97 .588	2-4 .500	17-33 .515	144 8.5	74 4.4	41	18 1.1	21	28	12	
16 PO	3	8-16 .500	0-2 .000	9-15 .600	25 8.3	21 7.0	11	2 0.7	5	5	1	
2017	15	39-85 .459	1-11 .091	24-36 .667	103 6.9	74 4.9	39	14 0.9	18	16	12	
17 PO	4	6-13 .462	0-2 .000	6-9 .667	18 4.5	17 4.3	7	2 0.5	3	4	0	
TOTALS	39	110-211 .521	3-19 .158	56-93 .602	290 7.4	186 4.8	98	36 0.9	47	53	25	



#44 AYODELE COKER

3-18-88 6-10 CENTER ST. JOHN'S UNIVERSITY

	GP	FGM/A PCT	3PM/A PCT	FTM/A PCT 3D	PTS/AVG	REB/AVG	PF	AST/AVG	TO	BL	ST
2014	18	70-135 .519	0-0 ----	26-37 .703	166 9.3	152 8.4	35	6 0.3	29	37	7
14 PO	3	7-15 .467	0-0 ----	4-4 1.000	18 6.0	18 6.0	5	0 0.0	2	3	0
2014-15	12	42-77 .545	0-0 ----	33-42 .786	117 9.8	98 8.2	20	3 0.3	10	20	2
14-15 PO	2	6-9 .667	0-0 ----	4-7 .571	16 8.0	13 6.5	7	1 0.5	2	5	0
2016	18	51-103 .495	0-2 .000	16-33 .485	168 9.9	92 5.1	64	17 1.0	45	27	7
16 PO	3	14-31 .452	0-0 ----	8-10 .800	36 12.0	21 7.0	13	1 .333	10	9	2
2017	17	48-117 .410	0-3 .000	33-46 .717	129 7.6	99 5.8	52	8 0.5	39	18	15
2017 PO	4	4-17 .235	0-0 ----	5-6 .833	13 3.3	26 6.5	13	0 0.0	7	5	4
TOTALS	77	242-504 .480	0-5 .000	129-185 .697	663 8.6	519 6.8	209	36 0.5	144	124	37

___ - ALL-TIME 'SHARKS LEADER

MOST TURNOVERS, GAME (8) vs NEW ENGLAND 4-2-16 SHARKS 110, NEW ENGLAND 92



#33 ERIC COLEY

8-26-77 6-5 GUARD/FORWARD TULSA

	GP	FGM/A PCT	3PM/A PCT	FTM/A PCT 3D	PTS/AVG	REB/AVG	PF	AST/AVG	TO	BL	ST
2005-06	29	52-129 .403	18-54 .333	15-26 .577 1	138 4.9	114 4.2	76	45 1.7	24	14	28
05-06 PO	4	14- 31 .452	4-10 .400	2- 5 .400 1	35 8.8	19 4.8	8	5 1.3	4	1	9
2006-07	28	106-223 .475	32-96 .333	28-43 .651 4	288 10.3	146 5.4	82	91 3.4	64	31	80
TOTALS	61	172-383 .449	54-160 .338	45-74 .608 6	461 7.5	279 4.8	166	141 2.4	92	46	117

MOST STEALS, GAME (8) vs CAPE COD 12-18-06 SHARKS 92, CAPE COD 88

#34 LEE COOK

9-15-80 6-10 CENTER-FORWARD BOWIE STATE

	GP	FGM/A PCT	3PM/A PCT	FTM/A PCT 3D	PTS/AVG	REB/AVG	PF	AST/AVG	TO	BL	ST
2006-07	8	18-36 .500	0-1 .000	9-15 .600 0	45 6.4	43 6.1	6	9 1.3	8	11	6
TOTALS	8	18-36 .500	0-1 .000	9-15 .600 0	45 6.4	43 6.1	6	9 1.3	8	11	6



#11 MELVIN COUNCIL

1-20-82 6-3 GUARD ROBERT MORRIS (IL)

	GP	FGM/A PCT	3PM/A PCT	FTM/A PCT	PTS/AVG	REB/AVG	PF	AST/AVG	TO	BL	ST
2008-09	2	2-4 .500	0-1 .000	4-4 1.000	8 4.0	2 1.0	0	0 0.0	1	1	1
2009-10	19	75-128 .586	12-28 .429	42-51 .824	204 10.7	45 2.4	23	54 2.8	14	5	30
09-10 PO	5	11-28 .393	4-12 .333	15-15 1.000	41 8.2	18 3.6	7	10 2.0	1	0	1
2010-11	18	61-122 .500	3-15 .200	61-74 .824	186 10.3	43 2.4	29	47 2.6	28	1	24
10-11 PO	6	23-42 .548	3-9 .333	48-54 .889	97 16.2	18 3.0	11	16 2.6	9	2	9
2011-12	19	54-127 .425	1-9 .111	41-46 .891	150 7.9	42 2.2	30	76 4.0	20	4	19
11-12 PO	4	11-25 .440	3-9 .333	7-11 .636	32 8.0	13 3.3	4	10 2.5	2	0	1

2014	3	14-28	.500	10-20	.500	0-0	----	38	12.7	6	2.0	1	8	2.7	1	1
14 PO	3	17-33	.515	9-19	.474	5-6	.833	48	16.0	6	2.0	5	10	3.3	1	0
2014-15	7	27-56	.482	7-27	.259	8-11	.727	69	9.9	25	3.6	11	14	2.0	3	0
14-15 PO	2	9-19	.474	1-4	.250	4-4	1.000	23	11.5	8	4.0	1	2	1.0	1	0
2016	16	85-169	.503	28-75	.373	25-29	.862	237	14.8	64	4.3	17	55	3.4	14	5
16 PO	3	12-33	.364	5-18	.278	6-9	.667	35	11.7	10	3.3	7	6	2.0	3	0
2017	17	83-164	.506	23-78	.295	17-24	.708	206	12.10	2017	60	3.5	17	51	3.0	11
2017 PO	4	25-50	.500	8-26	.308	6-9	.667	64	16.0	20	5.0	3	11	2.8	3	0
TOTALS	128	509-1018	.500	119-350	.340	289-347	.833	1438	11.2	380	3.0	106	372	2.9	110	20

2009-10 PBL SIXTH MAN OF THE YEAR... 2009-10 PBL ALL-LEAGUE SECOND TEAM... 2009-10 PBL PLAYER OF THE WEEK, MAR 28...
2010-11 PBL PLAYOFF MVP... 2010-11 PBL ALL-PLAYOFF TEAM... 2016 SIXTH MAN OF THE YEAR... 2016 PLAYOFF MVP



2014

#15 CHAZ CRAWFORD

4-12-84 6-10 FORWARD DREXEL

	GP	FGM/A	PCT	3PM/A	PCT	FTM/A	PCT	3D	PTS/AVG	REB/AVG	PF	AST/AVG	TO	BL	ST
2014	10	38-64	.594	0-0	----	10-18	.556		86	8.6	86	8.6	22	6	0.6
14 PO	3	15-25	.600	0-0	----	8-11	.727		38	12.7	28	9.3	11	4	1.3
TOTALS	13	53-89	.600	0-0	----	18-29	.621		124	9.5	114	8.8	33	10	0.8

MOST BLOCKS, GAME (9) vs BUFFALO 2-17-14 SHARKS 116, BUFFALO 95



#4 #5 JERICE CROUCH

11-18-84 6-0 GUARD UNIVERSITY OF TENNESSEE AT CHATTANOOGA

	GP	FGM/A	PCT	3PM/A	PCT	FTM/A	PCT	PTS/AVG	REB/AVG	PF	AST/AVG	TO	BL	ST		
2007-08	19	73-183	.399	14-45	.311	48-71	.676	208	10.9	53	2.8	27	49	2.6		
07-08 PO	2	12-21	.571	2-7	.286	4-4	1.000	30	15.0	3	1.5	2	6	3.0		
2008-09	19	92-177	.520	14-48	.292	68-87	.782	266	14.0	43	2.3	28	61	3.2		
08-09 PO	4	15-34	.441	7-18	.389	9-16	.563	46	11.5	12	3.0	13	14	3.5		
2009-10	20	100-212	.472	28-75	.373	79-101	.782	307	15.4	67	3.4	38	113	5.7		
09-10 PO	5	20-61	.328	5-19	.263	17-21	.810	62	12.4	15	3.0	6	31	6.2		
10-11	20	103-235	.438	14-58	.241	66-104	.635	286	14.3	59	3.0	41	78	3.9		
10-11 PO	4	17-44	.386	6-15	.400	21-31	.677	61	15.3	7	1.8	8	10	2.5		
11-12	19	81-177	.458	22-59	.373	60-77	.779	244	12.8	64	3.4	25	96	5.1		
11-12 PO	4	27-48	.563	10-24	.417	15-19	.789	79	19.8	12	3.0	10	13	3.3		
2013	7	9-27	.333	7-18	.389	5-6	.833	30	4.3	9	1.5	5	34	5.0		
2013 PO	4	15-38	.395	7-20	.350	7-10	.700	44	11.0	12	3.0	4	16	4.0		
2014	4	15-35	.429	8-18	.444	5-5	1.000	43	10.0	9	2.3	6	13	3.3		
14 PO	3	22-48	.458	6-20	.300	14-17	.824	64	21.3	9	3.0	5	14	4.7		
2014-15	15	68-159	.428	27-82	.329	26-36	.722	189	12.6	44	2.9	15	108	7.2		
14-15 PO	2	16-33	.485	7-18	.389	7-10	.700	46	23.0	5	2.5	6	10	5.0		
2016	16	74-180	.411	24-81	.296	33-39	.846	216	13.5	39	2.6	32	55	3.4		
16 PO	3	17-33	.515	4-9	.444	15-19	.789	53	17.7	11	3.7	4	15	5.0		
2017	18	85-193	.440	29-86	.337	46-68	.676	245	13.6	64	3.6	22	75	4.2		
17 PO	4	31-68	.456	7-25	.280	21-29	.724	90	22.5	12	3.0	6	15	3.8		
TOTALS	192	892-2006	.445	248-745	.333	566-770	.735	2609	13.6	549	2.9	294	826	4.3	374	23

___ - ALL-TIME 'SHARKS LEADER

2009-10 PBL ALL-LEAGUE SECOND TEAM... 2009-10 PBL ALL PLAYOFF TEAM...
2009-10 PBL ALL STAR... 2010-11 PBL ALL-PLAYOFF TEAM... 2014 PLAYOFF MVP... 2014-15 CO-PLAYOFF MVP



2005-06

#34 CASWELL CYRUS

6-1-76 6-10 CENTER ST.BONAVENTURE

	GP	FGM/A PCT	3PM/A PCT	FTM/A PCT 3D	PTS/AVG	REB/AVG	PF	AST/AVG	TO	BL	ST
2005-06	2	1-6 .167	0-0 ----	0-0 ---- 0	2 1.0	3 1.5	2	0 ---	1	2	0
TOTALS	2	1-6 .167	0-0 ----	0-0 ---- 0	2 1.0	3 1.5	2	0 ---	1	2	0

#20 GLEN DANDRIDGE

7-16-85 6-6 FORWARD MISSOURI

	GP	FGM/A PCT	3PM/A PCT	FTM/A PCT 3D	PTS/AVG	REB/AVG	PF	AST/AVG	TO	BL	ST
2009-10	20	98-200 .490	45-102 .441	50-59 .847	291 14.6	77 3.9	25	40 2.0	42	4	13
09-10 PO	5	23-49 .469	12-25 .480	18-22 .818	76 15.2	19 3.8	12	7 1.4	14	3	1
TOTALS	25	121-249 .486	57-127 .449	68-81 .840	367 14.7	96 3.8	37	47 1.9	56	7	14

2009-10 PBL PLAYER OF THE WEEK, APR 12

#25 PIERRE DARDEN

4-11-83 6-10 FORWARD CUMBERLANDS

	GP	FGM/A PCT	3PM/A PCT	FTM/A PCT 3D	PTS/AVG	REB/AVG	PF	AST/AVG	TO	BL	ST
2011-12	18	27-47 .574	0-1 .000	22-27 .815	76 4.2	50 2.8	28	8 0.4	17	4	2
11-12 PO	3	0-0 ----	0-0 ----	0-0 ----	0 0.0	0 0.0	4	0 0.0	0	0	1
TOTALS	21	27-47 .574	0-1 .000	22-27 .815	76 3.5	50 2.3	32	8 0.4	17	4	3

#12 DONIELLE DAVIS

2-21-81 6-5 FORWARD GREENSVILLE

	GP	FGM/A PCT	3PM/A PCT	FTM/A PCT 3D	PTS/AVG	REB/AVG	PF	AST/AVG	TO	BL	ST
2009-10	18	56-116 .483	25-57 .439	19-26 .731	156 8.7	39 2.2	29	21 1.2	16	2	3
09-10 PO	5	13-34 .382	7-19 .368	7-12 .583	40 8.5	4 0.8	4	7 1.4	6	0	3
TOTALS	23	69-150 .460	32-76 .421	26-38 .684	196 8.5	43 1.9	33	28 1.2	22	2	6

#32 JAMAAL DAVIS

4-20-79 6-9 FORWARD CINCINNATI

	GP	FGM/A PCT	3PM/A PCT	FTM/A PCT 3D	PTS/AVG	REB/AVG	PF	AST/AVG	TO	BL	ST
2011-12	19	116-242 .479	5-23 .217	75-98 .765	312 16.4	155 8.2	33	32 1.7	28	16	13
11-12 PO	4	18-42 .429	2-6 .333	9-17 .529	47 11.8	18 4.5	12	10 2.5	8	6	1
TOTALS	23	134-264 .472	7-29 .241	84-115 .730	359 15.6	173 7.5	45	42 1.8	36	22	14

2011-12 PBL ALL-LEAGUE FIRST TEAM



2010-11

#44 LORENZO DAVIS

5-6-82 6-10 FORWARD MOUNTAIN STATE

	GP	FGM/A PCT	3PM/A PCT	FTM/A PCT	PTS/AVG	REB/AVG	PF	AST/AVG	TO	BL	ST
2010-11	2	2-5 .400	0-0 ----	5-10 .500	9 4.5	10 5.0	4	0 0.0	3	2	0
TOTALS	2	2-5 .400	0-0 ----	5-10 .500	9 4.5	10 5.0	4	0 0.0	3	2	0



2014

#5 ROBERT DIGGS

5-20-87 6-9 GUARD GEORGE WASHINGTON

	GP	FGM/A PCT	3PM/A PCT	FTM/A PCT 3D	PTS/AVG	REB/AVG	PF	AST/AVG	TO	BL	ST
2014	14	71-140 .507	0-3 .000	44-58 .759	186 13.3	80 5.7	21	18 1.3	25	10	14
TOTALS	13	53-89 .600	0-0 ----	18-29 .621	124 9.5	114 8.8	33	10 0.8	13	34	14

#45 JOSEPH DORSETT-JEFFREYS

12-25-85 6-11 CENTER NORFOLK STATE

	GP	FGM/A PCT	3PM/A PCT	FTM/A PCT 3D	PTS/AVG	REB/AVG	PF	AST/AVG	TO	BL	ST
2011-12	5	7-12 .583	0-0 ----	5-8 .625	19 3.8	12 2.4	7	0 0.0	6	2	1
11-12 PO	2	0-2 .000	0-0 ----	2-2 1.000	2 1.0	4 2.0	4	2 1.0	1	0	0
TOTALS	7	7-14 .500	0-0 ----	7-10 .700	21 3.0	16 2.3	11	2 0.3	7	2	1



2013

#10 KYLE DOWNEY

8-19-89 6-2 GUARD SIENA

	GP	FGM/A PCT	3PM/A PCT	FTM/A PCT 3D	PTS/AVG	REB/AVG	PF	AST/AVG	TO	BL	ST
2013	13	20-46 .435	2-7 .286	4-5 .800	46 3.5	8 0.6	12	16 1.2	8	3	6
TOTALS	13	20-46 .435	2-7 .286	4-5 .800	46 3.5	8 0.6	12	16 1.2	8	3	6

#21 JERRY DUPREE

9-5-81 6-7 GUARD/FORWARD USC

	GP	FGM/A PCT	3PM/A PCT	FTM/A PCT 3D	PTS/AVG	REB/AVG	PF	AST/AVG	TO	BL	ST
2009-10	8	30-67 .448	0-2 .000	8-10 .800	68 8.5	35 4.4	13	9 1.1	12	2	3
TOTALS	8	30-67 .448	0-2 .000	8-10 .800	68 8.5	35 4.4	13	9 1.1	12	2	3



2008-09 2010-11 2014-15

#23 FRED DURR

5-8-85 6-7 GUARD/FORWARD OKLAHOMA PANHANDLE STATE

	GP	FGM/A PCT	3PM/A PCT	FTM/A PCT	PTS/AVG	REB/AVG	PF	AST/AVG	TO	BL	ST
2008-09	16	36-85 .424	15-36 .417	28-40 .700	115 7.2	41 2.6	22	4 0.3	16	3	5
08-09 PO	4	2-7 .286	0-2 .000	0-1 .000	4 1.0	2 0.5	5	2 0.5	6	0	2
2009-10	12	21-50 .420	5-18 .278	12-14 .857	59 4.9	23 1.9	18	2 0.2	12	0	2
09-10 PO	4	4-13 .308	2-6 .333	3-4 .750	13 3.3	6 1.5	3	5 1.3	1	0	0
2010-11	20	67-172 .390	10-50 .200	30-38 .789	174 8.7	76 3.8	42	25 1.3	44	1	11
10-11 PO	6	11-37 .297	4-14 .286	7-12 .583	33 5.5	18 3.0	17	1 0.2	12	0	2
2014-15	15	51-125	13-40	27-38	142	60 33	15	18 0 7			
14-15 PO	2	2-11	0-5	4-5	8	5 3	0	2 0 0			
TOTALS	79	194-500 .388	49-171 .287	111-152 .730	548 6.9	231 2.9	141	54 0.7	111	4	29



2005-06

#32 BRIAN EDWARDS

8-27-79 6-7 FORWARD MIAMI OF OHIO

	GP	FGM/A PCT	3PM/A PCT	FTM/A PCT 3D	PTS/AVG	REB/AVG	PF	AST/AVG	TO	BL	ST
2005-06	30	93-204 .456	1-1 1.000	45-65 .692	1 232 8.0	101 3.6	83	13 0.5	23	4	15
05-06 PO	4	8-17 .471	0-0 ----	1-2 .500	1 18 4.5	10 2.5	9	1 0.3	3	0	2
2006-07	28	136-291 .467	0-2 .000	77-117 .658	4 353 13.1	140 5.2	76	27 1.0	54	15	22
TOTALS	62	237-512 .462	1-3 .333	123-184 .668	6 603 10.1	251 4.3	168	41 0.7	80	19	39

MOST FOULS, GAME (9, tie REAVES) vs NEWARK 11-12-05 SHARKS 103, NEWARK 99



2008-09

#32 ISIAH EWING

11-20-79 6-7 FORWARD GENESEE COMMUNITY COLLEGE

	GP	FGM/A PCT	3PM/A PCT	FTM/A PCT	PTS/AVG	REB/AVG	PF	AST/AVG	TO	BL	ST
2008-09	4	6-11 .545	0-0 ----	2-6 .333	14 3.5	7 1.8	2	1 0.3	0	1	1
TOTALS	4	6-11 .545	0-0 ----	2-6 .333	14 3.5	7 1.8	2	1 0.3	0	1	1



2010-11

#32 STEFFON FARLEY

6-18-88 6-8 FORWARD ADELPHI

	GP	FGM/A PCT	3PM/A PCT	FTM/A PCT	PTS/AVG	REB/AVG	PF	AST/AVG	TO	BL	ST
2010-11	8	6-21 .286	0-5 .000	7-10 .700	19 2.4	18 2.3	11	5 0.6	6	3	0
TOTALS	4	6-21 .286	0-0 .000	7-10 .700	19 2.4	18 2.3	11	5 0.6	6	3	0



2014-15

#25 GABE FREEMAN

11-5-85 6-6 FORWARD COSTA MESA JC

	GP	FGM/A PCT	3PM/A PCT	FTM/A PCT 3D	PTS/AVG	REB/AVG	PF	AST/AVG	TO	BL	ST
2014-15	14	112-207 .541	7-30 .233	48-68 .706	279 19.9	164 11.7	47	7 0.5	23	7	12
14-15 PO	2	13-20 .650	2-4 .500	4-5 .800	32 16.0	15 7.5	2	8 4.0	2	1	1
TOTALS	16	125-227 .551	9-34 .265	52-73 .712	311 19.4	179 11.2	49	15 0.9	25	8	13

2014-15 ALL-PBL 1ST TEAM

MOST POINTS, GAME (44) vs PHILADELPHIA 2-28-15 SHARKS 152, PHILADELPHIA 98
 MOST FIELD GOALS, GAME (20) vs PHILADELPHIA 2-28-15 SHARKS 152, PHILADELPHIA 98
 MOST FIELD GOALS ATTEMPTED, GAME (28) vs PHILADELPHIA 2-28-15 SHARKS 152, PHILADELPHIA 98
 MOST REBOUNDS, GAME (22) vs PHILADELPHIA 2-28-15 SHARKS 152, PHILADELPHIA 98



2005-06 2007-08 2008-09 2010-11

#13 KEITH FRIEL

6-3-77 6-4 GUARD VIRGINIA

	GP	FGM/A PCT	3PM/A PCT	FTM/A PCT 3D	PTS/AVG	REB/AVG	PF	AST/AVG	TO	BL	ST
2005-06	26	119-265 .449	89-213 .418	71-87 .817	1 421 16.2	58 2.4	37	26 1.1	28	2	25
05-06 PO	4	9-33 .272	8-27 .296	15-17 .882	0 41 10.3	8 2.0	5	2 0.5	2	0	3
2006-07	30	149-315 .473	99-232 .427	79-96 .822	6 498 16.6	83 2.9	52	40 1.4	49	3	33
2007-08	18	82-205 .400	56-147 .381	77-87 .885	297 16.5	56 3.1	26	36 2.0	18	4	18
07-08 PO	2	15-29 .517	7-19 .368	8-9 .889	45 22.5	2 1.0	4	4 2.0	4	0	8
2008-09	19	120-251 .478	83-191 .435	72-83 .867	395 20.8	78 4.1	33	30 1.6	21	2	30
08-09 PO	4	31-59 .525	22-43 .512	29-32 .906	113 28.3	21 5.3	10	0 0.0	9	0	7
2009-10	18	86-227 .379	59-167 .353	76-84 .905	307 17.1	49 2.7	34	37 2.1	20	1	12
09-10 PO	5	15-42 .357	14-35 .400	21-23 .913	65 13.0	21 4.2	9	13 2.6	8	0	5
2010-11	19	87-205 .424	55-121 .455	62-72 .861	291 15.3	46 2.4	16	31 1.6	27	0	18
10-11 PO	6	17-54 .315	9-34 .265	20-21 .952	63 10.5	7 1.2	8	3 0.5	5	0	6
2011-12	14	29-97 .299	14-61 .230	17-21 .810	89 6.4	27 1.9	14	7 0.5	13	1	8
11-12 PO	3	8-14 .571	5-9 .556	3-5 .600	24 8.0	1 .333	4	0 0.0	1	0	1
2013	14	46-138 .333	24-89 .270	19-26 .731	135 9.6	28 2.0	13	26 1.9	9	2	12
2013 PO	4	14-42 .333	8-25 .320	10-13 .769	46 11.5	10 2.5	8	2 0.5	5	0	2
TOTALS	186	827-1976 .419	<u>552-1413</u> .391	<u>579-676</u> .857	7 <u>2830</u> 15.2	495 2.7	273	257 1.4	219	16	188

___ - ALL-TIME 'SHARKS LEADER

2007-08 PBL PLAYOFF MVP... 2007-08 PBL ALL-LEAGUE SECOND TEAM... 2007-08 PBL ALL PLAYOFF TEAM... 2008-09 PBL MVP...
 2008-09 PBL PLAYOFF MVP (TIE, SAMMY MONROE)... 2008-09 PBL ALL-LEAGUE FIRST TEAM... 2008-09 PBL ALL-PLAYOFF TEAM...
 2009-10 PBL ALL-LEAGUE THIRD TEAM... 2009-10 PBL ALL-PLAYOFF TEAM... 2009-10 PBL ALL -STAR
 2010 PBL ALL-STAR WINNER, 3-POINT LONG DISTANCE SHOOTOUT... 'SHARKS ASSISTANT COACH 2013, 2014...
 UNIFORM No.13 RETIRED BY 'SHARKS , 4-10-16

#11 CALEB GERVIN

10-3-80 6-2 GUARD AZUSA PACIFIC

	GP	FGM/A PCT	3PM/A PCT	FTM/A PCT 3D	PTS/AVG	REB/AVG	PF	AST/AVG	TO	BL	ST
2006-07	3	3-8 .375	1-2 .500	1-1 1.000 0	8 2.7	5 1.7	4	4 1.3	4	0	2
TOTALS	3	3-8 .375	1-2 .500	1-1 1.000 0	8 2.7	5 1.7	4	4 1.3	4	0	2

#21 JARHON GIDDINGS

1-30-86 6-9 FORWARD RICHMOND

	GP	FGM/A PCT	3PM/A PCT	FTM/A PCT 3D	PTS/AVG	REB/AVG	PF	AST/AVG	TO	BL	ST
2011-12	15	34-75 .453	0-5 .000	12-18 .667	80 5.3	40 2.7	24	3 0.2	12	9	7
11-12 PO	4	9-21 .429	0-0 ----	5-6 .833	23 5.8	16 4.0	10	2 0.5	4	4	1
2013	13	38-70 .543	1-2 .500	31-36 .861	108 8.3	57 4.4	26	11 0.9	12	8	13
2013 PO	3	5-7 .714	0-0 ----	2-3 .667	12 4.0	4 1.3	1	1 1.3	2	0	0
TOTALS	35	86-173 .497	1-7 .143	50-63 .794	211 6.0	117 3.3	61	17 0.5	30	21	21

10 RANDY GILL

2-24-78 6-0 GUARD BOWIE STATE UNIVERSITY

	GP	FGM/A PCT	3PM/A PCT	FTM/A PCT 3D	PTS/AVG	REB/AVG	PF	AST/AVG	TO	BL	ST
2009-10	7	18-49 .367	6-19 .316	16-19 .842	58 8.3	12 1.7	14	20 2.9	16	0	4
TOTALS	7	18-49 .367	6-19 .316	16-19 .842	58 9.7	12 2.0	14	20 3.3	16	0	4

**#10 DWAYNE GLAND**

6-5-90 6-1 GUARD GLOUCESTER

	GP	FGM/A PCT	3PM/A PCT	FTM/A PCT 3D	PTS/AVG	REB/AVG	PF	AST/AVG	TO	BL	ST
2014	14	34-81 .420	8-28 .286	11-13 .846	87 6.2	22 1.6	16	17 1.2	14	3	8
TOTALS	14	34-81 .420	8-28 .286	11-13 .846	87 6.2	22 1.6	16	17 1.2	14	3	8

#25 JESSAN GRAY

6-12-84 6-10 FORWARD IOWA STATE

	GP	FGM/A PCT	3PM/A PCT	FTM/A PCT 3D	PTS/AVG	REB/AVG	PF	AST/AVG	TO	BL	ST
2013	14	23-48 .479	1-1 1.000	8-12 .667	55 3.9	59 4.2	19	4 0.3	8	7	4
2013 PO	4	2-8 .250	0-2 .000	0-0 ----	4 1.0	2 0.5	8	1 0.3	3	1	1
TOTALS	18	25-56 .446	1-3 .333	8-12 .667	59 3.3	61 3.4	27	5 0.3	11	8	5

**#10 STEVE HAILEY**

2-26-84 6-2 GUARD BOSTON COLLEGE

	GP	FGM/A PCT	3PM/A PCT	FTM/A PCT	PTS/AVG	REB/AVG	PF	AST/AVG	TO	BL	ST
2007-08	16	45-108 .417	10-25 .400	44-58 .759	144 9.0	53 3.3	17	61 3.8	37	3	13
07-08 PO	2	5-16 .313	0-2 .000	4-4 1.000	14 7.0	12 6.0	7	7 3.5	8	1	2
2008-09	17	49-107 .458	6-19 .316	26-35 .743	130 7.6	47 2.8	32	64 3.8	27	2	26
08-09 PO	4	3-17 .176	0-2 .---	14-18 .778	20 5.0	16 4.0	8	17 4.3	11	3	3
TOTALS	39	102-248 .411	16-48 .333	88-115 .765	308 7.9	128 3.3	64	149 3.8	83	9	44



#5 JOHN HALAS

5-26-83 6-4 GUARD TRINITY COLLEGE (CT)

	GP	FGM/A PCT	3PM/A PCT	FTM/A PCT 3D	PTS/AVG	REB/AVG	PF	AST/AVG	TO	BL	ST
2006-07	29	45-133 .338	26-81 .321	26-41 .634 1	143 5.1	73 2.5	81	112 4.0	75	10	50
2007-08	18	17-51 .333	10-37 .270	15-20 .750	59 3.3	32 1.8	24	34 1.9	18	2	25
07-08 PO	2	1-4 .250	0-3 .000	0-0 ----	2 1.0	2 1.0	2	4 2.0	1	1	0
2008-09	19	32-58 .552	18-38 .474	11-14 .786	93 4.9	26 1.4	20	19 1.0	14	6	16
08-09 PO	3	3-9 .333	1-6 .167	0-0 ----	7 2.3	4 1.3	6	4 1.3	1	1	1
TOTALS	71	98-255 .384	55-165 .333	52-75 .693 1	304 4.3	137 1.9	133	173 2.4	109	20	92

#23 HILLARY HALEY

3-23-88 6-7 GUARD UNIVERSITY OF MARYLAND EASTERN SHORE

	GP	FGM/A PCT	3PM/A PCT	FTM/A PCT 3D	PTS/AVG	REB/AVG	PF	AST/AVG	TO	BL	ST
2013	12	60-110 .545	3-5 .600	20-28 .714	143 11.9	90 7.5	19	11 0.9	18	1	5
2013 PO	4	8-20 .400	1-2 .500	3-5 .600	20 5.0	11 2.8	9	0 0.0	0	0	2
TOTALS	16	68-130 .523	4-7 .571	23-33 .697	163 10.2	101 6.3	28	11 0.7	18	1	7



#20 #11 #12 JAMES HELTON

6-23-85 6-6 FORWARD WEST VIRGINIA STATE

	GP	FGM/A PCT	3PM/A PCT	FTM/A PCT	PTS/AVG	REB/AVG	PF	AST/AVG	TO	BL	ST
2013	14	59-121 .488	20-36 .556	5-5 1.000	143 10.2	67 4.8	23	15 1.1	20	4	9
2013 PO	4	6-23 .261	2-7 .286	0-1 .000	14 3.5	8 2.0	4	2 0.5	0	0	0
2014-15	15	78-148 .527	11-37 .297	34-37 .919	201 13.4	95 6.3	23	40 2.6	29	9	22
14-15 PO	2	10-23 .435	2-8 .250	1-2 .500	23 11.5	1 0.5	3	3 1.5	1	0	0
2016	13	54-104 .519	18-32 .563	21-24 .875	147 11.3	43 3.3	22	26 2.0	12	2	16
16 PO	3	10-17 .588	1-4 .250	6-9 .333	27 9.0	3 1.0	3	5 1.6	5	5	6
2017	17	59-126 .468	12-43 .279	13-15 .867	143 8.4	58 3.4	33	16 0.9	19	9	17
17 PO	4	9-19 .474	3-7 .429	2-2 1.000	23 5.8	17 4.3	9	5 1.3	4	1	0
TOTALS	72	285-583 .489	69-174 .397	82-95 .863	721 10.0	292 4.1	120	112 1.5	90	30	70

___ - ALL-TIME 'SHARKS LEADER



#21 DOUG HERRING

9-29-87 6-3 GUARD UTICA COLLEGE

	GP	FGM/A PCT	3PM/A PCT	FTM/A PCT 3D	PTS/AVG	REB/AVG	PF	AST/AVG	TO	BL	ST
2014	2	12-17 .706	1-4 .250	3-4 .750	26 13.0	4 2.0	0	10 5.0	2	0	3
14 PO	3	5-7 .714	0-0 ----	3-4 .750	13 4.3	3 1.0	1	2 0.7	1	0	1
TOTALS	5	17-24 .708	1-4 .250	6-8 .750	39 7.8	7 1.4	1	12 2.4	3	0	4



2007-08 2008-09

#15 DERIK HOLLYFIELD

8-22-82 6-3 GUARD EASTERN ILLINOIS UNIVERSITY

	GP	FGM/A PCT	3PM/A PCT	FTM/A PCT	PTS/AVG	REB/AVG	PF	AST/AVG	TO	BL	ST
2007-08	18	33-86 .384	19-49 .388	22-33 .667	107 5.9	40 2.2	42	46 2.6	18	5	19
07-08 PO	2	6-11 .545	5-10 .500	2-2 1.000	19 9.5	3 1.5	2	7 3.5	0	1	2
2008-09	19	55-128 .430	25-64 .313	29-43 .674	164 8.6	48 2.5	56	41 2.2	18	5	19
08-09 PO	4	12-25 .480	5-17 .294	3-4 .750	32 8.0	14 3.5	14	9 2.3	5	1	5
2009-10	13	27-70 .386	9-36 .250	13-22 .591	76 5.8	39 3.0	37	42 3.2	14	3	16
09-10 PO	5	17-28 .607	12-22 .545	20-23 .870	66 13.2	13 2.6	18	5 1.0	3	0	3
TOTALS	61	150-348 .431	75-198 .379	89-127 .701	464 7.6	157 2.6	169	150 2.5	58	15	64

2008-09 PBL ALL-DEFENSIVE TEAM



2014-15

#21 RALPHY HOLMES

4-5-79 6-4 GUARD CALIFORNIA STATE UNIVERSITY, FULLERTON

	GP	FGM/A PCT	3PM/A PCT	FTM/A PCT 3D	PTS/AVG	REB/AVG	PF	AST/AVG	TO	BL	ST
2014-15	5	17-34 .500	1-2 .500	6-8 .750	41 8.2	35 7.0	7	4 0.8	5	0	4
TOTALS	5	17-34 .500	1-2 .500	6-8 .750	41 8.2	35 7.0	7	4 0.8	5	0	4



2016 2017

#33 SIDNEY HOLMES

3-19-82 6-7 FORWARD LEWIS UNIVERSITY

	GP	FGM/A PCT	3PM/A PCT	FTM/A PCT 3D	PTS/AVG	REB/AVG	PF	AST/AVG	TO	BL	ST
2016	17	22-48 .458	0-0 ----	17-31 .548	61 3.6	100 5.9	44	20 1.2	16	2	22
16 PO	3	3-4 .750	0-0 ----	3-11 .273	9 3.0	18 6.0	9	1 0.3	6	1	7
2017	17	15-34 .441	0-0 ----	10-21 .476	40 2.4	106 6.2	39	11 0.6	13	1	17
17 PO	4	7-12 .583	0-0 ----	2-6 .333	16 4.0	18 4.5	6	2 0.5	1	1	4
TOTALS	41	47-98 .480	0-0 ----	32-69 .464	126 3.1	242 5.9	98	34 0.8	36	5	50

#12 ADAM HOUSE

6-2 GUARD CENTRE COLLEGE

	GP	FGM/A PCT	3PM/A PCT	FTM/A PCT	PTS/AVG	REB/AVG	PF	AST/AVG	TO	BL	ST
2011-12	3	0-1 .000	0-1 .000	0-0 ----	0 0.0	4 0.7	3	0 0.0	1	0	0
TOTALS	3	0-1 .000	0-1 .000	0-0 ----	0 0.0	4 1.3	3	0 0.0	1	0	0



2010-11

#20 #15 DEMETRIUS HOWARD

2-2-85 6-5 FORWARD AUGUSTA STATE

	GP	FGM/A PCT	3PM/A PCT	FTM/A PCT	PTS/AVG	REB/AVG	PF	AST/AVG	TO	BL	ST
2010-11	12	21-57 .368	8-26 .308	10-13 .769	60 5.0	25 2.1	17	6 0.5	9	0	5
10-11 PO	6	3-17 .176	1-7 .142	3-4 .750	10 1.7	8 1.3	2	3 0.5	2	0	1
2011-12	8	16-43 .372	11-28 .393	4-4 1.000	47 5.9	13 1.6	9	7 0.9	3	0	4
TOTALS	26	40-117 .342	20-61 .328	17-21 .810	117 4.5	46 1.8	28	16 0.6	14	0	10



2017

#5 JOHN IVY

6-1 GUARD BROCKPORT

	GP	FGM/A PCT	3PM/A PCT	FTM/A PCT 3D	PTS/AVG	REB/AVG	PF	AST/AVG	TO	BL	ST
2017	17	71-136 .522	30-61 .492	36-44 .818	208 12.2	35 2.1	23	36 2.1	29	1	18
17 PO	4	9-22 .409	2-6 .333	1-2 .500	21 5.3	2 0.5	6	3 0.8	5	1	1
TOTALS	21	77-151 .510	7-24 .292	17-34 .500	178 8.5	107 5.1	26	40 1.9	22	2	13



2016

#2 TROY JACKSON

12-19-84 6-4 GUARD ALCORN STATE

	GP	FGM/A PCT	3PM/A PCT	FTM/A PCT 3D	PTS/AVG	REB/AVG	PF	AST/AVG	TO	BL	ST
2016	18	106-202 .525	12-39 .308	72-91 .791	310 17.2	93 5.2	31	40 2.4	31	3	12
16 PO	3	12-25 .480	1-3 .333	6-9 .667	31 10.3	14 4.7	3	5 1.7	5	0	5
TOTALS	21	118-227 .520	13-42 .310	78-100 .780	341 16.2	107 5.1	34	45 2.3	36	3	17



2005-06

#44 ALVIN JEFFERSON

9-11-74 6-9 FORWARD/CENTER AUBURN

	GP	FGM/A PCT	3PM/A PCT	FTM/A PCT 3D	PTS/AVG	REB/AVG	PF	AST/AVG	TO	BL	ST
2005-06	22	29-55 .527	0-0 ----	33-62 .532 0	91 4.1	70 3.3	36	7 0.3	16	8	9
05-06 PO	4	12-20 .600	0-0 ----	12-15 .800 0	36 9.0	13 3.3	10	2 0.5	7	4	2
2006-07	17	28-51 .549	0-0 ----	15-27 .556 0	71 4.2	52 3.1	31	4 0.2	25	10	4
TOTALS	43	69-126 .548	0-0 ----	60-104 .577 0	198 4.6	135 3.1	77	13 0.3	48	22	15



2014-15

#32 HAAKIM JOHNSON

7-12-87 6-7 FORWARD PIKEVILLE

	GP	FGM/A PCT	3PM/A PCT	FTM/A PCT 3D	PTS/AVG	REB/AVG	PF	AST/AVG	TO	BL	ST
2014-15	3	18-34 .529	1-6 .167	7-8 .875	44 14.7	26 8.7	4	3 1.0	7	2	4
TOTALS	3	18-34 .529	1-6 .167	7-8 .875	44 14.7	26 8.7	4	3 1.0	7	2	4



2007-08 2008-09 2010-11

#24 #2 MARLIN JOHNSON

2-4-75 6-4 FORWARD MONROE COMMUNITY COLLEGE

	GP	FGM/A PCT	3PM/A PCT	FTM/A PCT 3D	PTS/AVG	REB/AVG	PF	AST/AVG	TO	BL	ST
2007-08	18	51-83 .614	0-1 .000	42-55 .764	144 8.0	96 5.3	43	25 1.4	18	7	22
07-08 PO	2	3-10 .300	0-1 .000	3-4 .750	9 4.5	12 6.0	3	3 1.5	2	0	3
2008-09	17	45-59 .763	1-1 1.000	30-47 .638	121 7.1	116 6.8	60	41 2.4	19	5	35
08-09 PO	4	13-23 .565	0-0 ----	12-18 .667	38 9.5	31 7.8	10	17 4.3	8	5	5
2009-10	20	46-94 .489	0-0 ----	28-47 .596	120 6.0	161 8.1	64	50 2.5	19	17	51
09-10 PO	5	17-25 .680	0-0 ----	6-9 .667	40 8.0	31 6.2	10	10 2.0	6	0	6
10-11	6	10-18 .556	1-1 1.000	5-7 .714	26 4.3	22 3.7	22	7 1.2	7	3	6
TOTALS	72	185-312 .593	2-4 .500	126-187 .674	498 6.9	469 6.5	212	153 2.1	79	37	128

2009-10 PBL ALL-DEFENSIVE TEAM... 2009-10 PBL ALL-PLAYOFF TEAM



2014

#21 THEODORE JONES		2-22-90 6-6 FORWARD SYRACUSE										
	GP	FGM/A PCT	3PM/A PCT	FTM/A PCT 3D	PTS/AVG	REB/AVG	PF	AST/AVG	TO	BL	ST	
2014	13	35-78 .449	16-42 .381	9-22 .409	95 7.3	33 2.5	12	13 1.0	14	5	6	
TOTALS	13	35-78 .449	16-42 .381	9-22 .409	95 7.3	33 2.5	12	13 1.0	14	5	6	

#4 JUWAN JUSTICE		11-15-79 6-2 GUARD EAST STROUDSBURG										
	GP	FGM/A PCT	3PM/A PCT	FTM/A PCT 3D	PTS/AVG	REB/AVG	PF	AST/AVG	TO	BL	ST	
2006-07	3	1-8 .125	1-5 .200	3-6 .500 0	6 2.0	10 3.3	6	6 2.0	8	0	1	
TOTALS	3	1-8 .125	1-5 .200	3-6 .500 0	6 2.0	10 3.3	6	6 2.0	8	0	1	

#32 MAC KOSHWAL		10-19-87 6-10 FORWARD DEPAUL										
	GP	FGM/A PCT	3PM/A PCT	FTM/A PCT 3D	PTS/AVG	REB/AVG	PF	AST/AVG	TO	BL	ST	
2013	6	17-27 .630	0-0 ---	0-4 .000	34 5.7	35 5.8	4	3 0.5	12	1	6	
2013 PO	4	24-44 .545	0-0 ---	4-9 .444	52 13.0	36 9.0	11	6 1.5	6	2	5	
TOTALS	10	41-71 .577	0-0 ---	4-13 .308	86 8.6	71 7.1	15	9 0.9	18	3	11	



2008-09

#12 RATDECH KRUIATIWA		5-18-85 6-3 GUARD										
	GP	FGM/A PCT	3PM/A PCT	FTM/A PCT	PTS/AVG	REB/AVG	PF	AST/AVG	TO	BL	ST	
2008-09	1	0-3 .000	0-2 .000	0-0 ----	0 0.0	0 0.0	1	0 0.0	0	0	0	
TOTALS	1	0-3 .000	0-2 .000	0-0 ----	0 0.0	0 0.0	1	0 0.0	0	0	0	

#34 FRAMECIO LITTLE		10-3-80 6-5 FORWARD WASHINGTON STATE										
	GP	FGM/A PCT	3PM/A PCT	FTM/A PCT 3D	PTS/AVG	REB/AVG	PF	AST/AVG	TO	BL	ST	
2006-07	21	40-72 .556	0-3 .000	20-33 .606 0	100 4.8	109 5.2	31	26 1.2	22	8	14	
TOTALS	21	40-72 .556	0-3 .000	20-33 .606 0	100 4.8	109 5.2	31	26 1.2	22	8	14	



2014

#45 GREG LOTH RIDGE		7-27-89 6-11 CENTER NAZARETH										
	GP	FGM/A PCT	3PM/A PCT	FTM/A PCT 3D	PTS/AVG	REB/AVG	PF	AST/AVG	TO	BL	ST	
2014	1	1-3 .333	0-0 ----	0-2	2 2.0	3 3.0	1	0 0.0	0	2	1	
TOTALS	1	1-3 .333	0-0 ----	0-2	2 2.0	3 3.0	1	0 0.0	0	2	1	

#45 MIKE MACKELL		8-27-78 6-9 CENTER SAN DIEGO STATE										
	GP	FGM/A PCT	3PM/A PCT	FTM/A PCT 3D	PTS/AVG	REB/AVG	PF	AST/AVG	TO	BL	ST	
2006-07	20	54-113 .478	0-2 .000	37-50 .740 1	146 7.7	53 2.8	36	12 0.6	25	4	6	
TOTALS	20	54-113 .478	0-2 .000	37-50 .740 1	146 7.7	53 2.8	36	12 0.6	25	4	6	



2005-06

#55 SCOTT MARTZLOFF

7-26-70 7-1 CENTER HOLY CROSS

	GP	FGM/A PCT	3PM/A PCT	FTM/A PCT 3D	PTS/AVG	REB/AVG	PF	AST/AVG	TO	BL	ST
2005-06	26	31-67 .463	3-12 .250	24-37 .649 0	89 3.4	73 2.8	27	3 0.1	21	17	8
05-06 PO	4	0 -3 .000	0-0 ----	3-6 .500 0	3 0.8	4 1.0	1	0 0.0	3	0	0
TOTALS	30	31-70 .443	3-12 .250	27-43 .628 0	92 3.1	77 2.6	28	3 0.1	24	17	8



2007-08

#25 VIDAL MASSIAH

2-1-79 6-6 FORWARD ST.BONAVENTURE

	GP	FGM/A PCT	3PM/A PCT	FTM/A PCT	PTS/AVG	REB/AVG	PF	AST/AVG	TO	BL	ST
2007-08	16	85-152 .559	17-38 .447	29-55 .527	216 13.5	80 5.0	48	34 2.1	20	13	15
07-08 PO	1	4-8 .500	1-1 1.000	1-2 .500	8 8.0	8 8.0	2	2 2.0	1	3	2
TOTALS	17	89-160 .556	18-39 .462	30-57 .526	224 13.2	88 5.2	50	36 2.1	21	16	17

#23 JOHNNY MAYHANE

12-09-86 6-5 GUARD TULANE

	GP	FGM/A PCT	3PM/A PCT	FTM/A PCT	PTS/AVG	REB/AVG	PF	AST/AVG	TO	BL	ST
2011-12	19	74-181 .409	26-81 .321	27-43 .628	201 10.6	64 3.4	22	20 1.1	25	1	12
11-12 PO	4	10-30 .333	5-16 .313	5-10 .500	30 7.5	20 5.0	7	9 2.5	8	0	3
TOTALS	23	84-211 .398	31-97 .320	32-53 .604	231 10.0	84 3.7	29	29 1.3	33	1	15



2010-11

#10 TODD McCOY

12-29-84 6-4 GUARD INDIANA STATE

	GP	FGM/A PCT	3PM/A PCT	FTM/A PCT	PTS/AVG	REB/AVG	PF	AST/AVG	TO	BL	ST
2010-11	20	75-178 .421	8-40 .200	38-48 .792	196 9.8	54 2.7	41	18 0.9	22	1	9
10-11 PO	6	18-54 .333	1-10 .100	25-33 .758	62 10.3	13 2.2	12	6 1.0	11	1	4
2011-12	16	65-153 .425	5-35 .143	32-42 .762	167 10.4	59 3.7	35	35 2.2	28	5	10
11-12 PO	4	15-33 .455	4-8 .500	14-18 .778	48 12.0	9 2.3	8	5 1.3	6	0	4
TOTALS	46	173-418 .414	18-93 .194	109-141 .773	473 10.3	135 2.9	96	64 1.4	67	7	27

2010-11 PBL ROOKIE OF THE YEAR... 2010-11 PBL ALL-ROOKIE TEAM



2014

#33 LOUIE McCROSKEY

6-27-85 6-5 FORWARD SYRACUSE/MARIST COLLEGE

	GP	FGM/A PCT	3PM/A PCT	FTM/A PCT 3D	PTS/AVG	REB/AVG	PF	AST/AVG	TO	BL	ST
2014	18	71-134 .530	7-21 .333	12-25 .480	161 8.9	94 5.2	21	35 1.9	21	2	9
14 PO	3	6-17 .353	0-3 .000	5-9 .556	17 5.7	13 4.3	5	5 1.7	1	0	4
TOTALS	21	77-151 .510	7-24 .292	17-34 .500	178 8.5	107 5.1	26	40 1.9	22	2	13



2016

#52 JASON McELWAIN 2016 PBL 10-1-87 6-2 160 GUARD GREECE ATHENA HIGH SCHOOL

	GP	FGM/A PCT	3PM/A PCT	FTM/A PCT 3D	PTS/AVG	REB/AVG	PF	AST/AVG	TO	BL	ST
2016	1	4-8 .500	2-3 .667	0-0 ----	10 10.0	2 2.0	0	0 0.0	0	0	0
TOTALS	1	4-8 .500	2-3 .667	0-0 ----	10 10.0	2 2.0	0	0 0.0	0	0	0

Jason "J-Mac" McElwain, from Greece, NY was diagnosed early in life as autistic. While managing his Greece Athena High School basketball team he was added to the lineup for the final home game of 2006. J-Mac scored an incredible 20 points (six three pointers) in about 4 minutes of play. The feat was honored as ESPN's Best Moment in Sports and led to a media storm and greater awareness of the developmental disorder. J-Mac met President George W. Bush and sports greats Magic Johnson, Kobe Bryant and Peyton Manning. McElwain went on to assistant coach at Greece Athena and qualified to run in the Boston Marathon. He was signed to play in the final regular season 'Sharks game of 2016, scoring 10 points (two three pointers) with two rebounds as Rochester crushed Western New York 128-78. For the 'Sharks March 5, 2006 game, McElwain served as honorary Team Manager as Rochester played Boston at the BCA.



2016 2017

#10 RASHARD MCGILL 3-15-89 6-4 GUARD SOUTHERN MISSISSIPPI

	GP	FGM/A PCT	3PM/A PCT	FTM/A PCT 3D	PTS/AVG	REB/AVG	PF	AST/AVG	TO	BL	ST
2016	13	31-62 .500	0-3 .000	20-30 .667	82 6.3	41 3.2	13	15 1.2	17	2	11
16 PO	1	1-1 1.000	0-0 ----	0-0 ----	2 2.0	0 0.0	0	1 1.0	0	0	0
2017	18	61-115 .530	2-7 .286	19-31 .613	143 7.9	73 4.1	36	21 1.2	21	3	13
17 PO	4	2-10 .200	0-0 ----	3-4 .750	7 1.8	12 3.0	10	4 1.0	5	0	4
TOTALS	36	95-188 .505	2-10 .200	42-65 .646	234 6.5	126 3.5	59	41 1.1	43	5	28



2014-15

#32 CHACE MCKINNEY 6-7 FORWARD THIEL COLLEGE

	GP	FGM/A PCT	3PM/A PCT	FTM/A PCT 3D	PTS/AVG	REB/AVG	PF	AST/AVG	TO	BL	ST
2014-15	11	40-69 .580	2-7 .286	18-25 .720	100 9.1	44 4.0	22	6 0.5	9	1	3
14-15 PO	2	6-7 .857	0-0 ----	0-0 ----	12 6.0	4 2.0	6	0 0.0	1	0	0
TOTALS	13	46-76 .605	2-7 .286	18-25 .720	112 8.6	48 3.7	28	6 0.5	10	1	3

#2 DARIN MENCY 1-30-90 6-2 GUARD MERRIMACK

	GP	FGM/A PCT	3PM/A PCT	FTM/A PCT 3D	PTS/AVG	REB/AVG	PF	AST/AVG	TO	BL	ST
2013	14	39-71 .549	43-98 .439	25-29 .862	232 16.6	42 3.0	21	17 1.2	26	4	18
2013 PO	4	17-48 .354	10-29 .345	6-8 .750	50 12.5	9 2.3	9	4 1.0	7	0	3
TOTALS	18	56-119 .471	53-117 .453	31-37 .838	282 15.7	51 2.8	30	21 1.2	33	4	21

2013 PBL ALL LEAGUE, SECOND TEAM



2014

#25 DANE MILLER 5-10-90 6-6 GUARD RUTGERS

	GP	FGM/A PCT	3PM/A PCT	FTM/A PCT 3D	PTS/AVG	REB/AVG	PF	AST/AVG	TO	BL	ST
2014	16	81-165 .491	3-23 .130	31-64 .484	196 12.3	106 6.6	13	85 5.3	37	8	25
14 PO	3	4-12 .333	0-1 .000	3-11 .273	11 3.7	7 2.3	4	4 1.3	7	1	3
TOTALS	19	85-177 .480	3-24 .125	34-75 .453	207 10.9	113 5.9	17	89 4.7	44	9	28

TRIPLE DOUBLE (15 POINTS-12-REBOUNDS-10 ASSIST) 3-15-14 vs LAKE MICHIGAN 'SHARKS 136, LAKE MICHIGAN 97.



2005-06

#25 #13 MICHAEL MONCRIEF

5-19-82 6-5 GUARD/FORWARD STERLING COLLEGE

	GP	FGM/A PCT	3PM/A PCT	FTM/A PCT 3D	PTS/AVG	REB/AVG	PF	AST/AVG	TO	BL	ST
2005-06	4	4-13 .307	3-3 1.000	0-0 ---- 1	12 3.0	2 0.7	3	0 0.0	0	0	0
TOTALS	4	4-13 .307	3-3 1.000	0-0 ---- 1	12 3.0	2 0.7	3	0 0.0	0	0	0



2007-08 2008-09 2010-11

#21 SAMMY MONROE

2-20-85 6-6 GUARD/FORWARD NEWBERRY COLLEGE

	GP	FGM/A PCT	3PM/A PCT	FTM/A PCT	PTS/AVG	REB/AVG	PF	AST/AVG	TO	BL	ST
2007-08	19	109-230 .474	27-76 .355	53-78 .679	298 15.7	103 5.4	55	37 1.9	52	19	23
07-08 PO	2	14-22 .636	1-4 .250	3-5 .600	32 16.0	9 4.5	6	3 1.5	4	5	4
2008-09	18	113-227 .498	25-74 .338	45-63 .714	296 16.4	87 4.8	55	33 1.8	47	15	20
08-09 PO	4	33-56 .589	6-19 .316	17-21 .810	89 22.3	20 5.0	11	9 2.3	13	9	5
2010-11	13	69-129 .535	9-28 .321	44-58 .759	191 14.7	56 4.3	24	30 2.3	39	7	18
10-11 PO	4	14-28 .500	1-6 .166	15-21 .714	44 11.0	23 5.8	7	9 2.3	10	3	3

TOTALS 60 352-692 .509 69-207 .333 177-246 .720 950 15.8 298 5.0 158 121 2.0 165 58 732007-08 PBL ALL-LEAGUE THIRD TEAM... 2008-09 PBL PLAYOFF MVP (TIE, KEITH FRIEL)... 2008-09 PBL ALL-PLAYOFF TEAM...
2010-11 PBL ALL-LEAGUE THIRD TEAM

2014 2014-15

#25 DARREN MOORE

1-6-89 6-7 FORWARD CARDINAL STRICTCH

	GP	FGM/A PCT	3PM/A PCT	FTM/A PCT 3D	PTS/AVG	REB/AVG	PF	AST/AVG	TO	BL	ST
2014	17	76-124 .613	0-0 ----	37-49 .755	189 11.1	106 6.2	25	15 0.9	10	9	8
14 PO	3	12-28 .429	0-0 ----	4-10 .400	28 9.3	29 9.7	6	0 0.0	4	1	1
2014-15	15	52-83 .627	0-0 ----	22-34 .647	126 8.4	100 6.7	39	9 0.6	15	16	12
14-15 PO	2	6-12 .500	0-0 ----	4-6 .667	16 8.0	10 5.0	10	0 0.0	4	0	0
TOTALS	37	146-247 .591	0-0 ----	67-99 .677	359 9.7	245 6.6	80	24 0.6	33	26	21

#25 NIGEL MOORE

9-11-81 6-5 GUARD ALABAMA A&M

	GP	FGM/A PCT	3PM/A PCT	FTM/A PCT 3D	PTS/AVG	REB/AVG	PF	AST/AVG	TO	BL	ST
2006-07	3	1-3 .333	0-0 ----	0-2 .000 0	2 0.6	5 1.7	3	4 1.3	2	1	2
2009-10	1	1-1 1.000	1-1 1.000	0-0 ----	3 3.0	1 1.0	0	1 1.0	1	0	0
TOTALS	4	2-4 .250	1-1 1.000	0-2 .000 0	5 1.3	6 1.5	3	5 1.3	3	1	2



2008-09

#33 XAVIER MORTON

4-1-80 6-9 CENTER CLARK ATLANTA UNIVERSITY

	GP	FGM/A PCT	3PM/A PCT	FTM/A PCT	PTS/AVG	REB/AVG	PF	AST/AVG	TO	BL	ST
2008-09	8	38-62 .613	0-2 .000	21-30 .700	97 12.1	52 6.5	16	8 1.0	8	4	5
08-09 PO	3	15-24 .625	0-1 .000	8-10 .800	38 12.7	25 8.3	6	4 1.3	1	2	2
2009-10	6	14-28 .500	0-0 ----	7-13 .538	35 5.8	27 4.5	14	5 0.8	6	1	1
TOTALS	17	67-114 .588	0-3 .000	36-53 .679	170 10.0	104 6.1	36	17 1.0	15	7	8



2008-09

#34 DMITRIY NEKRASOV

10-10-86 7-0 CENTER HILL JUNIOR COLLEGE

	GP	FGM/A PCT	3PM/A PCT	FTM/A PCT	PTS/AVG	REB/AVG	PF	AST/AVG	TO	BL	ST
2008-09	2	3-6 .500	0-0 ----	3-5 .600	9 4.5	5 2.5	5	0 0.0	3	0	0
TOTALS	2	3-6 .500	0-0 ----	3-5 .600	9 4.5	5 2.5	5	0 0.0	3	0	0

#23 JAMAL NICHOLS

5-24-83 6-9 FORWARD DePAUL

	GP	FGM/A PCT	3PM/A PCT	FTM/A PCT 3D	PTS/AVG	REB/AVG	PF	AST/AVG	TO	BL	ST
2006-07	26	68-160 .425	1-6 .167	57-94 .606 2	196 7.8	157 6.0	52	27 1.0	38	23	17
TOTALS	26	68-160 .425	1-6 .167	57-94 .606 2	196 7.8	157 6.0	52	27 1.0	38	23	17



2008-09

#45 MARTY O'SULLIVAN

5-2-85 6-7 GUARD FAIRFIELD UNIVERSITY

	GP	FGM/A PCT	3PM/A PCT	FTM/A PCT	PTS/AVG	REB/AVG	PF	AST/AVG	TO	BL	ST
2008-09	2	1-1 1.000	0-0 ----	0-0 ----	2 1.0	1 0.5	0	0 0.0	0	0	0
TOTALS	2	1-1 1.000	0-0 ----	0-0 ----	2 1.0	1 0.5	0	0 0.0	0	0	0



2014

#2 DEVON PELTIER

5-31-87 5-11 GUARD CALIFORNIA STATE UNIVERSITY, FULLERTON

	GP	FGM/A PCT	3PM/A PCT	FTM/A PCT 3D	PTS/AVG	REB/AVG	PF	AST/AVG	TO	BL	ST
2014	4	3-12 .250	0-2 .000	5-5 1.000	11 11.0	1 1.0	7	6 6.0	3	0	0
TOTALS	1	1-3 .333	0-0 ----	0-2	2 2.0	3 3.0	1	0 0.0	0	2	1



2005-06

#15 KEVIN PETERS

10-24-80 6-2 GUARD MONROE COMMUNITY COLLEGE

	GP	FGM/A PCT	3PM/A PCT	FTM/A PCT 3D	PTS/AVG	REB/AVG	PF	AST/AVG	TO	BL	ST
2005-06	10	22-44 .500	12-27 .444	0-0 ---- 0	56 5.6	19 1.9	12	6 0.6	5	0	4
05-06 PO	1	1-1 1.000	1-1 1.000	0-0 ---- 0	3 3.0	2 2.0	1	0 0.0	1	0	0
2006-07	12	23-49 .469	12-26 .462	3-3 1.000 0	61 5.1	17 1.4	18	9 0.8	8	2	4
TOTALS	23	46-94 .489	25-54 .463	3-3 1.000 0	120 5.2	38 1.7	31	15 0.7	14	2	8

#55 RICKY PRICE

2-4-76 6-6 GUARD-FORWARD DUKE

	GP	FGM/A PCT	3PM/A PCT	FTM/A PCT 3D	PTS/AVG	REB/AVG	PF	AST/AVG	TO	BL	ST
2006-07	23	63-123 .512	1-3 .333	22-33 .667 0	149 6.5	54 2.3	27	25 1.1	37	4	14
TOTALS	23	63-123 .512	1-3 .333	22-33 .667 0	149 6.5	54 2.3	27	25 1.1	37	4	14



2017

#14 JORDAN RILEY

4-1-92 7-0 CENTER WASHINGTON STATE

	GP	FGM/A PCT	3PM/A PCT	FTM/A PCT 3D	PTS/AVG	REB/AVG	PF	AST/AVG	TO	BL	ST
2017	18	55-128 .430	5-22 .227	29-53 .547	144 8.0	117 6.5	55	25 1.4	34	45	12
17 PO	4	18-34 .529	0-4 .000	8-16 .500	44 11.0	26 6.5	12	7 1.8	8	10	2
TOTALS	22	73-162 .451	5-26 .192	37-69 .536	188 8.5	143 6.5	67	32 1.5	42	55	14



2014-15 2016

#12 KYLE RANDALL

9-10-91 6-1 GUARD CENTRAL MICHIGAN

	GP	FGM/A PCT	3PM/A PCT	FTM/A PCT 3D	PTS/AVG	REB/AVG	PF	AST/AVG	TO	BL	ST
2014-15	15	52-129 .403	2-8 .250	55-72 .764	161 10.8	64 4.3	25	89 5.9	25	2	12
14-15 PO	2	8-13 .615	0-1 .000	6-7 .857	22 11.0	7 3.5	1	9 4.5	3	0	0
2016	4	24-46 .522	2-7 .286	10-16 .625	60 15.0	16 4.0	5	13 3.3	7	0	1
TOTALS	21	84-188 .447	4-11 .364	71-95 .747	243 0.0	87 .0	31	111 .0	35	2	13



2005-06 2007-08 2008-09

#35 #45 JAMES REAVES

4-30-82 6-8 FORWARD NIAGARA

	GP	FGM/A PCT	3PM/A PCT	FTM/A PCT 3D	PTS/AVG	REB/AVG	PF	AST/AVG	TO	BL	ST
2005-06	23	140-283 .495	11-30 .765	105-135 .778	5 401 18.2	159 7.2	84	25 1.2	40	15	21
05-06 PO	4	13-29 .448	1-4 .250	11-11 1.000	0 38 9.5	19 4.8	15	3 0.8	6	2	1
2006-07	30	157-317 .495	12-38 .316	133-158 .842	4 463 16.0	204 7.0	92	32 1.1	48	26	33
2007-08	18	88-204 .431	2-12 .167	87-119 .731	265 14.7	148 8.2	59	44 2.4	34	16	21
07-08 PO	2	10-20 .500	3-6 .500	9-13 .692	32 16.0	21 10.5	8	4 2.0	10	5	1
2008-09	17	102-183 .557	0-2 .000	108-137 .788	312 18.4	152 8.9	50	30 1.8	20	18	18
08-09 PO	4	17-48 .354	1-3 .333	12-16 .750	47 11.8	37 9.3	16	7 1.8	5	4	0
2013	13	25-61 .410	0-0 ---	16-30 .533	66 5.1	100 7.7	36	8 0.6	7	7	6
2013 PO	4	9-16 .563	0-0 ---	7-9 .778	25 6.3	20 5.0	15	3 0.8	4	0	2
TOTALS	115	561-1161 .483	30-95 .316	488-628 .777	9 1649 14.3	860 7.6	375	156 1.4	174	93	103

___ - ALL-TIME 'SHARKS LEADER

2005-06 ABA ALL-STAR ... 2007-08 PBL ALL-LEAGUE FIRST TEAM... 2007-08 PBL ALL-PLAYOFF TEAM...

2008-09 PBL ALL-LEAGUE SECOND TEAM... 2008-09 PBL PLAYER OF THE WEEK, JAN 25...

MOST FOULS, GAME (9, tie EDWARDS) vs NEWARK 11-12-05 SHARKS 103, NEWARK 99



2014

#2 SCOTT RODGERS

4-15-87 6-3 GUARD DREXEL

	GP	FGM/A PCT	3PM/A PCT	FTM/A PCT 3D	PTS/AVG	REB/AVG	PF	AST/AVG	TO	BL	ST
2014	14	58-110 .527	1-9 .111	82-99 .828	199 14.2	45 3.2	9	77 5.5	39	3	19
14 PO	3	5-14 .357	0-1 .000	2-4 .500	12 4.0	7 2.3	4	6 2.0	6	0	5
TOTALS	17	63-124 .508	1-10 .100	84-103 .816	211 12.4	52 3.1	13	83 4.9	45	3	24

TRIPLE DOUBLE (22 POINTS-10-REBOUNDS-12 ASSISTS) 3-22-14 @ LYNCHBURG 'SHARKS 169, LYNCHBURG 120.



2007-08 2008-09

#55 RON ROLLERSON

9-20-80 6-11 CENTER TEMPLE

	GP	FGM/A PCT	3PM/A PCT	FTM/A PCT	PTS/AVG	REB/AVG	PF	AST/AVG	TO	BL	ST
2007-08	16	36-68 .529	0-0 ----	17-26 .654	89 5.6	46 2.9	46	13 0.8	21	27	8
07-08 PO	2	9-13 .692	0-0 ----	8-9 .889	26 13.0	7 3.5	6	2 1.0	3	1	0
2008-09	14	33-69 .478	1-1 1.000	19-22 .864	86 6.1	62 4.4	30	9 0.6	20	10	0
08-09 PO	1	4-6 .667	0-0 ----	2-2 .889	10 10.0	5 5.0	3	0 0.0	4	0	0
TOTALS	33	82-156 .526	1-1 1.000	46-59 .780	211 6.4	120 3.6	85	24 0.7	48	38	8



2016

#23 MARK ST.FORT

6-7 FORWARD WARNER UNIVERSITY

	GP	FGM/A PCT	3PM/A PCT	FTM/A PCT 3D	PTS/AVG	REB/AVG	PF	AST/AVG	TO	BL	ST
2016	15	35-67 .522	0-3 .000	31-46 .674	101 7.2	78 5.6	38	13 0.8	23	16	10
16 PO	3	4-6 .667	0-1 .000	8-12 .667	16 5.3	9 3.0	4	0 0.0	0	2	0
TOTALS	17	39-73 .534	0-4 .000	39-58 .672	117 6.9	87 5.1	42	13 0.8	23	18	10



2005-06

#25 TONY SCOTT

6-30-70 6-8 GUARD/FORWARD SYRACUSE

	GP	FGM/A PCT	3PM/A PCT	FTM/A PCT 3D	PTS/AVG	REB/AVG	PF	AST/AVG	TO	BL	ST
2005-06	4	5-9 .556	3-6 .500	8-9 .889 0	21 5.3	2 0.5	1	2 0.5	5	0	1
TOTALS	4	5-9 .556	3-6 .500	8-9 .889 0	21 5.3	2 0.5	1	2 0.5	5	0	1



2014-15

#10 CASEY SHEEHAN

1-30-92 5-10 GUARD DAEMEN

	GP	FGM/A PCT	3PM/A PCT	FTM/A PCT 3D	PTS/AVG	REB/AVG	PF	AST/AVG	TO	BL	ST
2014-15	12	18-44 .409	1-9 .111	16-20 .800	53 4.4	19 1.6	14	18 1.5	11	1	13
14-15 PO	1	1-2 .500	1-1 1.000	0-0 ----	3 3.0	0 0.0	0	1 1.0	0	0	0
TOTALS	13	19-46 .413	2-10 .200	16-20 .800	56 4.3	19 1.6	14	19 1.5	11	1	13



2010-11

#5 LONNELL SHULER-JONES

6-22-85 6-2 GUARD CLARION

	GP	FGM/A PCT	3PM/A PCT	FTM/A PCT	PTS/AVG	REB/AVG	PF	AST/AVG	TO	BL	ST
2010-11	2	2-8 .250	1-3 .333	0-2 .000	5 2.5	3 1.5	3	6 3.0	0	0	0
2011-12	1	0-3 .000	0-0 ----	0-0 ----	0 0.0	0 0.0	0	2 2.0	0	0	0
TOTALS	3	2-11 .182	1-3 .333	0-2 .000	5 1.7	3 1.0	3	8 2.7	0	0	0



2005-06

#3 LAZARUS SIMS

3-28-72 6-4 GUARD SYRACUSE

	GP	FGM/A PCT	3PM/A PCT	FTM/A PCT	3D	PTS/AVG	REB/AVG	PF	AST/AVG	TO	BL	ST
2005-06	28	73-143 .510	9-31 .290	62-80 .775	4	221 7.9	112 4.1	75	166 6.1	69	0	39
05-06 PO	4	15-33 .455	3-7 .429	13-23 .565	1	47 11.8	27 6.8	15	24 6.0	12	0	4
2006-07	29	86-167 .515	8-28 .286	60-80 .750	1	241 8.3	136 4.7	77	245 8.4	87	15	58
TOTALS	61	174-343 .507	20-66 .303	135-183 .738	6	509 8.3	275 4.5	167	435 7.1	168	15	101

TRIPLE DOUBLE (12 POINTS-11-REBOUNDS-14 ASSISTS) 12-7-06 vs DETROIT SHARKS 115 , DETROIT 100...

MOST ASSISTS, GAME (21) vs HOLLYWOOD 2-11-07 SHARKS 131, HOLLYWOOD 89...

SIMS' NO. 3 UNIFORM RETIRED BY ROCHESTER RAZORSHARKS 1/24/08



2014-15 2016

#5 #6 RAHEEM SINGLETON

6-25-89 6-0 GUARD MAINE

	GP	FGM/A PCT	3PM/A PCT	FTM/A PCT	3D	PTS/AVG	REB/AVG	PF	AST/AVG	TO	BL	ST
2014-15	1	3-4 .750	3-3 1.000	4-6 .667		13 13.0	4 4.0	1	4 4.0	0	0	2
2016	13	34-57 .596	6-17 .353	25-39 .641		99 7.6	35 2.7	26	69 5.3	21	0	11
16 PO	3	2-6 .333	1-1 1.000	4-6 .667		9 3.0	8 2.7	8	5 1.7	4	0	2
TOTALS	17	39-67 .582	10-21 .476	33-51 .647		121 7.1	47 2.8	35	78 4.6	25	0	15

#15 JOEL SMITH

5-8-90 6-5 GUARD WASHINGTON

	GP	FGM/A PCT	3PM/A PCT	FTM/A PCT	3D	PTS/AVG	REB/AVG	PF	AST/AVG	TO	BL	ST
2013	13	63-134 .470	21-47 .447	16-24 .667		163 12.5	69 5.3	23	22 1.7	19	1	21
2013 PO	4	12-27 .444	2-10 .200	3-6 .500		29 7.3	24 6.0	3	2 0.5	6	1	4
TOTALS	17	75-161 .466	23-57 .404	19-30 .633		192 11.3	93 5.5	26	24 1.4	25	2	25



2008-09

#44 LINCOLN SMITH

1-11-81 6-10 CENTER MISSISSIPPI STATE

	GP	FGM/A PCT	3PM/A PCT	FTM/A PCT	3D	PTS/AVG	REB/AVG	PF	AST/AVG	TO	BL	ST
2008-09	7	29-46 .630	2-3 .667	5-5 1.000		65 9.3	29 4.1	14	3 0.4	4	5	0
08-09 PO	4	18-31 .581	0-0 ----	2-6 .333		38 9.5	18 4.5	13	2 0.5	4	2	0
2009-10	20	102-196 .520	0-3 .000	60-79 .759		264 13.2	107 5.4	71	8 0.4	36	12	6
09-10 PO	5	22-46 .478	0-0 ----	10-13 .769		54 10.8	22 4.4	15	2 0.4	3	2	1
TOTALS	36	171-319 .536	2-6 .333	77-103 .748		421 11.7	176 4.9	113	15 0.4	47	21	7

2009-10 PBL ALL-LEAGUE FIRST TEAM... 2009-10 PBL ALL-STAR



2014

#20 REGGIE STALLINGS

5-17-89 6-4 GUARD CENTRAL MISSOURI

	GP	FGM/A PCT	3PM/A PCT	FTM/A PCT	3D	PTS/AVG	REB/AVG	PF	AST/AVG	TO	BL	ST
2014	17	91-215 .423	12-54 .222	38-52 .731		225 13.2	73 4.3	19	38 2.2	21	1	11
14 PO	3	4-20 .200	0-7 .000	0-0 ----		8 2.7	6 2.0	1	2 0.7	3	0	2
TOTALS	20	95-235 .404	12-61 .197	38-52 .731		233 11.7	79 4.0	20	40 2.0	24	1	13



2010-11

#25 PERRY STEVENSON 1-23-87 6-9 FORWARD KENTUCKY

	GP	FGM/A PCT	3PM/A PCT	FTM/A PCT	PTS/AVG	REB/AVG	PF	AST/AVG	TO	BL	ST
2010-11	6	12-22 .545	0-1 .000	9-14 .643	33 5.5	22 3.7	18	4 0.7	4	9	2
TOTALS	6	12-22 .545	0-1 .000	9-14 .643	33 5.5	22 3.7	18	4 0.7	4	9	2



2005-06 2007-08

#20 #25 DEMOND STEWART 7-25-77 6-3 GUARD NIAGARA

	GP	FGM/A PCT	3PM/A PCT	FTM/A PCT	3D	PTS/AVG	REB/AVG	PF	AST/AVG	TO	BL	ST
2005-06	30	141-287 .491	48-111 .000	111-138 .804	0	441 15.2	111 4.0	69	36 1.3	40	8	35
05-06 PO	4	23-43 .535	8-17 .000	18-20 .900	1	73 18.3	12 3.0	10	4 1.0	8	2	4
2006-07	30	125-298 .420	39-108 .361	120-153 .784	9	436 14.5	104 3.6	56	48 1.7	43	4	49
2007-08	19	48-130 .369	15-58 .259	51-83 .614		162 8.5	98 5.2	39	28 1.5	22	3	23
07-08 PO	2	5-10 .500	4-7 .571	3-4 .750		17 8.5	9 4.5	7	6 3.0	3	0	2
TOTALS	85	342-768 .445	114-301 .379	303-398 .761	10	1129 13.3	334 4.0	181	122 1.5	116	17	113

MOST FREE THROWS, GAME (18) [attempted 19] @ BUFFALO 12-20-06 SHARKS 107, BUFFALO 102



2014-15

#33 ANTHONY STOVER 6-1-90 6-10 CENTER UCLA

	GP	FGM/A PCT	3PM/A PCT	FTM/A PCT	3D	PTS/AVG	REB/AVG	PF	AST/AVG	TO	BL	ST
2014-15	15	27-60 .450	0-3 .000	20-40 .500		74 4.9	108 7.2	29	22 1.5	12	57	8
14-15 PO	2	3-5 .600	0-0 ----	2-2 1.000		8 4.0	9 4.5	7	2 1.0	2	4	0
TOTALS	17	30-65 .462	0-3 .000	22-42 .524		82 4.8	117 6.9	36	24 1.4	14	61	8

2014-15 PBL ALL-DEFENSIVE TEAM

#45 JERMAINE TATE 11-17-76 6-9 FORWARD CINCINNATI

	GP	FGM/A PCT	3PM/A PCT	FTM/A PCT	3D	PTS/AVG	REB/AVG	PF	AST/AVG	TO	BL	ST
2009-10	14	32-62 .516	0-0 ----	17-39 .436		81 5.8	40 2.9	35	13 0.9	9	7	4
09-10 PO	5	19-39 .487	0-0 ----	4-16 .250		42 8.4	25 5.0	11	6 1.2	12	4	3
TOTALS	19	51-101 .505	0-0 ----	21-55 .382		123 6.5	65 3.4	46	19 1.0	21	11	7



2017

#15 TOMAS VAZQUEZ 9-16-89 6-7 FORWARD CANISIUS

	GP	FGM/A PCT	3PM/A PCT	FTM/A PCT	3D	PTS/AVG	REB/AVG	PF	AST/AVG	TO	BL	ST
2009-10	6	4-10 .400	0-1 .000	1-2 .500		9 1.5	19 3.2	4	4 0.6	2	5	2
TOTALS	6	4-10 .400	0-1 .000	1-2 .500		9 1.5	19 3.2	4	4 0.6	2	5	2



2014-15

#20 COURTNEY WAGNER

3-14-97 5-6 GUARD WILLIAM SMITH COLLEGE

	GP	FGM/A PCT	3PM/A PCT	FTM/A PCT 3D	PTS/AVG	REB/AVG	PF	AST/AVG	TO	BL	ST
2014-15	1	1-1 1.000	0-0 ----	0-0 ----	2 2.0	0 0.0	0	0 0.0	0	0	0
TOTALS	1	1-1 1.000	0-0 ----	0-0 ----	2 2.0	0 0.0	0	0 0.0	0	0	0

Courtney Wagner played basketball and soccer at Canandaigua (NY) High School when she was diagnosed with stage-four brain cancer in 2011. Fighting the disease long-past the original prognosis of 18 months, she eventually graduated from Canandaigua and attended William Smith College. On March 1, 2015 the RazorSharks signed Courtney to a one-day contract making her honorary captain for their home game against the Philadelphia Flight. The 'Sharks' admitted fans free to the game for showing a phone post or tweet with the hashtag #GetCourtneytoEllen. (Courtney's favorite TV personality was Ellen DeGeneres.) The 'Sharks' Gabe Freeman sent the opening tip-off to Wagner who dribbled to the basket. Freeman and the 'Sharks' Anthony Stover then lifted Courtney up and she dunked the ball to give Rochester a 2-0 lead. The 'Sharks' social media push led to Wagner's appearance on the Ellen Show four days later which included best wishes from soccer star Abby Wambach and the United States women's soccer team. Wagner passed away on October 26, 2015.



2005-06 2010-11

#34 ERIC WALTON

11-17-79 6-8 FORWARD SAN JOSE STATE UNIVERSITY

	GP	FGM/A PCT	3PM/A PCT	FTM/A PCT 3D	PTS/AVG	REB/AVG	PF	AST/AVG	TO	BL	ST
2005-06	22	98-178 .551	4-12 .000	58-79 .734 2	260 11.8	82 3.9	41	18 0.9	28	11	25
05-06 PO	4	14-24 .583	0-1 .000	3-5 .600 1	32 8.0	13 3.3	12	4 1.0	5	0	3
2009-10	17	53-96 .552	1-4 .250	47-61 .770	154 9.1	79 4.6	41	10 0.6	11	1	6
09-10 PO	5	9-26 .346	1-3 .333	12-15 .800	31 6.2	20 4.0	7	8 1.6	1	0	4
2010-11	20	105-210 .500	2-5 .400	67-81 .827	279 14.0	162 8.1	65	25 1.3	40	8	19
10-11 PO	6	25-56 .446	0-0 ----	28-35 .800	78 13.0	38 6.3	17	6 1.0	10	1	5
2011-12	8	25-58 .431	0-0 ----	26-32 .813	76 9.5	60 7.5	22	13 1.6	10	5	3
TOTALS	82	329-648 .508	8-25 .320	241-308 .782 3	910 11.1	454 5.5	205	84 1.0	105	26	65



2005-06

#15 #23 JERMAINE WATSON

9-11-81 6-4 GUARD BOSTON COLLEGE

	GP	FGM/A PCT	3PM/A PCT	FTM/A PCT 3D	PTS/AVG	REB/AVG	PF	AST/AVG	TO	BL	ST
2005-06	2	4-6 .667	0-1 .000	1-1 1.000 0	9 4.5	1 0.5	3	0 0.0	0	0	0
TOTALS	2	4-6 .667	0-1 .000	1-1 1.000 0	9 4.5	1 0.5	3	0 0.0	0	0	0



2016

#5 AARON WEAVER

6-6 GUARD NORTH PARK UNIVERSITY

	GP	FGM/A PCT	3PM/A PCT	FTM/A PCT 3D	PTS/AVG	REB/AVG	PF	AST/AVG	TO	BL	ST
2016	4	16-38 .421	1-3 .333	11-14 .786	44 11.0	8 2.0	9	4 1.0	8	0	4
TOTALS	4	16-38 .421	1-3 .333	11-14 .786	44 11.0	8 2.0	9	4 1.0	8	0	4

#33 BRANDON WEBSTER

5-8-88 6-10 FORWARD FRESNO STATE

	GP	FGM/A PCT	3PM/A PCT	FTM/A PCT 3D	PTS/AVG	REB/AVG	PF	AST/AVG	TO	BL	ST
2011-12	15	44-81 .543	0-0 ----	20-35 .571	108 7.2	78 5.2	21	7 0.5	11	19	3
11-12 PO	4	4-11 .364	0-1 .000	2-2 1.000	10 2.5	11 2.8	9	2 0.5	3	4	2
TOTALS	19	48-92 .522	0-1 .000	22-37 .595	118 6.2	89 4.7	30	9 0.5	14	23	5

**#45 BOB WEGNER**

7-31-93 7-8 CENTER MAINE-PRESQUE ISLE

	GP	FGM/A PCT	3PM/A PCT	FTM/A PCT 3D	PTS/AVG	REB/AVG	PF	AST/AVG	TO	BL	ST
2016	5	1-3 .333	0-0 ----	1-6 .167	3 0.6	3 0.6	4	0 0.0	2	1	0
2017	2	0-2 .000	0-0 ----	0-0 ----	0 0.0	3 1.5	0	0 0.0	0	0	0
TOTALS	7	1-5 .200	0-0 ----	1-6 .167	3 0.4	3 0.4	4	0 0.0	2	1	0

**#32 ANDRE WELLS**

6-10 FORWARD PERU STATE COLLEGE

	GP	FGM/A PCT	3PM/A PCT	FTM/A PCT 3D	PTS/AVG	REB/AVG	PF	AST/AVG	TO	BL	ST
2014	6	18-26 .692	0-1 .000	9-14 .643	45 7.5	31 5.2	11	1 0.2	0	5	4
TOTALS	6	18-26 .692	0-1 .000	9-14 .643	45 7.5	31 5.2	11	1 0.2	0	5	4

**#11 TERRANCE WHITERS**

1-27-83 5-11 GUARD ARKANSAS TECH

	GP	FGM/A PCT	3PM/A PCT	FTM/A PCT 3D	PTS/AVG	REB/AVG	PF	AST/AVG	TO	BL	ST
2014	14	78-172 .453	23-62 .371	72-92 .783	251 17.9	42 3.0	20	69 4.9	26	4	27
TOTALS	14	78-172 .453	23-62 .371	72-92 .783	251 17.9	42 3.0	20	69 4.9	26	4	27

MOST FREE THROWS ATTEMPTED, GAME (23) [made 17] @ CAROLINA 1-11-14 SHARKS 110, BUFFALO 90

**#25 TREY WHITTED**

12-5-84 6-4 GUARD MARSHALL

	GP	FGM/A PCT	3PM/A PCT	FTM/A PCT	PTS/AVG	REB/AVG	PF	AST/AVG	TO	BL	ST
2008-09	13	28-50 .560	11-20 .550	14-18 .778	81 6.2	12 0.9	15	10 0.8	7	0	10
08-09 PO	3	6-9 .667	1-3 .333	2-2 1.000	15 5.0	0 0.0	2	1 0.3	1	0	0
TOTALS	16	34-59 .576	12-23 .522	16-20 .800	96 6.0	12 0.8	17	11 0.7	8	0	10

**#34 #44 AARON WILLIAMS**

10-6-83 6-8 FORWARD WEST CHESTER UNIVERSITY

	GP	FGM/A PCT	3PM/A PCT	FTM/A PCT	PTS/AVG	REB/AVG	PF	AST/AVG	TO	BL	ST
2008-09	11	45-76 .592	0-2 .000	33-49 .673	123 11.2	70 6.4	33	7 0.6	17	7	3
2011-12	19	89-161 .553	0-0 ----	71-113 .628	249 13.1	111 5.8	64	19 1.0	35	5	7
11-12 PO	4	18-40 .450	0-0 ----	10-14 .714	46 11.5	38 9.5	13	4 1.0	8	1	1
2014	17	71-121 .587	0-0 ----	60-86 .698	202 11.9	106 6.2	34	17 1.0	20	10	12
14 PO	3	15-27 .556	0-0 ----	9-15 .600	39 13.0	15 5.0	12	0 0.0	5	2	2
TOTALS	54	238-425 .560	0-2 .000	183-277 .661	659 12.2	340 6.3	156	47 0.9	85	25	25



2010-11

#32 MIKE WILLIAMS

11-19-85 6-8 FORWARD CINCINNATI

	GP	FGM/A PCT	3PM/A PCT	FTM/A PCT	PTS/AVG	REB/AVG	PF	AST/AVG	TO	BL	ST
2010-11	12	38-75 .507	0-1 .000	56-69 .812	132 11.0	110 9.2	40	5 0.4	16	7	5
10-11 PO	6	23-42 .548	0-1 .000	43-57 .754	89 14.8	60 10.0	8	4 0.7	7	4	3
TOTALS	18	61-117 .521	0-2 .000	99-126 .786	221 12.3	170 9.4	48	9 0.5	23	11	8

2010-11 PBL ALL-LEAGUE FIRST TEAM... 2010-11 PBL ALL-DEFENSIVE TEAM



2017

#35 DOMINIC WOODSON

5-4-95 6-11 FORWARD TENNESSEE

	GP	FGM/A PCT	3PM/A PCT	FTM/A PCT 3D	PTS/AVG	REB/AVG	PF	AST/AVG	TO	BL	ST
2017	9	27-74 .365	1-4 .250	12-21 .571	67 7.4	66 7.3	18	8 0.9	10	11	5
TOTALS	9	27-74 .365	1-4 .250	12-21 .571	67 7.4	66 7.3	18	8 0.9	10	11	5

Rochester RazorSharks All-Time Leaders

INCLUDES AMERICAN BASKETBALL ASSOCIATION AND PREMIER BASKETBALL LEAGUE REGULAR SEASON AND PLAYOFFS
FG AND FT % AT LEAST 50 SHOTS ATTEMPTED / POINT AVERAGE AT LEAST 100 POINTS SCORED

<u>Games</u>	<u>Field Goals</u>	<u>FG%</u>	<u>3-Pointers</u>	<u>Free Throws</u>	<u>FT%</u>
CROUCH 192	CROUCH 892	BARKDOLL .674	FRIEL 552	FRIEL 579	HELTON .863
FRIEL 186	FRIEL 827	MJOHNSON .593	CROUCH 248	CROUCH 566	FRIEL .857
COUNCIL 128	REAVES 561	DMOORE .591	ALLMOND 215	REAVES 488	ALLMOND .852
REAVES 115	COUNCIL 509	MORTON .588	STEWART 114	STEWART 303	DANDRIDGE .840
STEWART 85	MONROE 352	WHITTED .576	COUNCIL 119	COUNCIL 289	COUNCIL .833
WALTON 82	STEWART 342	CARTER .573	HOLLYFIELD 75	WALTON 241	RODGERS .828
DURR 79	ALLMOND 339	AWILLIAMS .560	HELTON 69	AWILLIAMS 183	BROWN .796
COKER 77	WALTON 329	LITTLE .556	MONROE 69	MONROE 177	GIDDINGS .794
HELTON 72	HELTON 285	MASSIAH .556	DANDRIDGE 57	ALLMOND 161	CARR .787
MJOHNSON 72	COKER 242	JEFFERSON .548	HALAS 55	SIMS 135	MWILLIAMS .786

<u>Points</u>	<u>Point Avg.</u>	<u>Rebounds</u>	<u>Assists</u>	<u>Blocks</u>	<u>Steals</u>
FRIEL 2830	ALLMOND 19.9	REAVES 860	CROUCH 826	COKER 124	CROUCH 240
CROUCH 2609	FREEMAN 19.4	CROUCH 549	SIMS 435	REAVES 93	FRIEL 188
REAVES 1649	BENNETT 19.3	COKER 519	COUNCIL 372	STOVER 61	COUNCIL 134
COUNCIL 1438	WHITERS 17.9	FRIEL 495	FRIEL 257	MONROE 58	MJOHNSON 128
STEWART 1129	CARRAWELL 17.2	MJOHNSON 469	HALAS 173	RAILEY 55	COLEY 117
ALLMOND 1072	MONROE 15.8	WALTON 454	REAVES 156	CHICHESTER 53	STEWART 113
MONROE 950	FRIEL 15.2	COUNCIL 380	MJOHNSON 153	COLEY 46	REAVES 103
WALTON 910	MENCY 15.2	AWILLIAMS 340	MENCY 151	CARTER 43	SIMS 101
HELTON 721	DANDRIDGE 14.7	STEWART 334	HOLLYFIELD 150	ROLLERSON 38	HALAS 92
COKER 663	REAVES 14.3	MONROE 298	HAILEY 149	MJOHNSON 37	MONROE 73

Years (Seasons)
[as players]

CROUCH 10	FRIEL 8	COUNCIL 8	REAVES 5	COKER 4	DURR 4	HELTON 4	MJOHNSON 4
WALTON 4	HALAS 3	HOLLYFIELD 3	MONROE 3	STEWART 3	AWILLIAMS 3		

Rochester RazorSharks Regular Season & Playoffs Leaders

Reg. Season	2005-06 26-4	2006-07 24-6	2007-08 18-2	2008-09 17-3	2009-10 16-4	2010-11 12-8
<i>Scoring</i>	Reaves 18.2	Friel 16.6	Friel 16.5	Friel 20.8	Friel 17.1	Friel 15.3
<i>FG%</i>	Walton .551	Sims .515	MJohnson .614	Reaves .557	JSmith .520	Carter .585
<i>3P Made</i>	Friel 89	Friel 99	Friel 56	Friel 83	Friel 86	Friel 55
<i>FT%</i>	Friel .817	Reaves .842	Friel .885	Friel .867	Friel .905	Friel .861
<i>Assists</i>	Sims 6.1	Sims 8.4	Hailey 3.8	Hailey 3.8	Crouch 5.6	Crouch 3.9
<i>Fouls</i>	Brown 107	Reaves 92	Reaves 59	MJohnson 60	LSmith 71	Walton 65
<i>Rebounds</i>	Reaves 7.2	Reaves 7.0	Reaves 8.2	Reaves 8.9	MJohnson 8.1	MWilliams 9.2
<i>Blocks</i>	Carrawell 21	Coley 31	Rollerson 27	Reaves 18	MJohnson 17	Carter 35
<i>Steals</i>	Sims 39	Coley 80	Crouch 30	MJohnson 35	MJohnson 51	Council 34
<i>Playoffs</i>	PLAYOFFS 4-0		PLAYOFFS 2-0	PLAYOFFS 3-1	PLAYOFFS 3-2	PLAYOFFS 4-2
<i>Scoring</i>	Stewart 18.3		Friel 22.5	Friel 28.3	Dandridge 15.2	Council 16.2
<i>FG%</i>	Jefferson .600		Rollerson .692	Morton .625	MJohnson .680	Carter .563
<i>3P Made</i>	Friel/Stewart 8	'Sharks withdrew from the ABA before the 2006- 07 playoffs began	Friel 7	Friel 22	Friel 14	Friel 9
<i>FT%</i>	Reaves 1.000		Tie at 1.000	Friel .906	Council 1.000	Friel .952
<i>Assists</i>	Sims 6.0		Hollyfield 3.5	Hailey/Johnson 4.3	Friel 2.6	Council 2.6
<i>Fouls</i>	Sims/Reaves 15		Barclay/Reaves 8	Reaves 16	Hollyfield 18	Carter 21
<i>Rebounds</i>	Carrawell 10		Reaves 10.5	Reaves 9.3	MJohnson 6.2	MWilliams 9.5
<i>Blocks</i>	Carrawell 10		Monroe/Reaves 5	Monroe 9	Tate 4	Carter 8
<i>Steals</i>	Coley 9		Friel 8	Friel 7	MJohnson 6	Council 9

Reg. Season	2011-12 17-2	2013 14-1	2014 17-1	2014-15 15-0	2015-16 19-2	2017 16-2
<i>Scoring</i>	JDavis 16.4	Bennett 19.8	Whiters 17.9	Allmond 20.0	Allmond 21.5	Allmond 19.1
<i>FG%</i>	AWilliams .553	Barkdoll .707	Moore .613	Moore .627	Barfield .598	McGill .530
<i>3P Made</i>	Mayhane 26	Mency 43	Whiters 23	Allmond 72	Allmond 45	Allmond 65
<i>FT%</i>	Council .891	Mency .862	Rodgers .828	Helton .919	Crouch .846	Allmond .864
<i>Assists</i>	Crouch 5.1	Bennett 8.4	Rodgers 5.5	Crouch 7.2	Crouch 5.1	Crouch 4.2
<i>Fouls</i>	AWilliams 64	Reaves 36	Coker 35	Freeman 47	Coker 45	Hello?
<i>Rebounds</i>	JDavis 8.2	Barkdoll 9.7	Crawford 8.6	Freeman 11.7	Holmes 5.9	Railey
<i>Blocks</i>	Webster 19	Barkdoll 13	Coker 37	Stover 57	Chichester 28	Railey 45
<i>Steals</i>	Crouch 27	Bennett 26	Whiters 27	Crouch 1.7	Holmes 22	Biggs 49
<i>Playoffs</i>	PLAYOFFS 2-2	PLAYOFFS 2-2	PLAYOFFS 2-1	PLAYOFFS 2-0	PLAYOFFS 2-0	PLAYOFFS 3-1
<i>Scoring</i>	Crouch 19.8	Bennett 17.5	Crouch 21.3	Allmond 24.0	Crouch 17.7	Crouch 22.5
<i>FG%</i>	Friel .571	Koshwal .545	Crawford .600	Freeman .688	Chichester .500	Holmes .583
<i>3P Made</i>	Crouch 10	Bennett 12	Council 9	Allmond 10	Allmond 11	Allmond 12
<i>FT%</i>	Giddings .833	Bennett .824	Crouch .824	Crouch .700	Coker .800	Allmond 1.000
<i>Assists</i>	Carr 4.3	Bennett 6.3	Crouch 4.7	Crouch 5.0	Crouch 5.0	Crouch/Allmond 3.8
<i>Fouls</i>	AWilliams 13	Brakdoll 16	Crawford 11	Moore 10	Coker 13	Coker 13
<i>Rebounds</i>	AWilliams 9.5	Koshwal 9.0	Moore 9.7	Freeman 7.5	Chichester/Coker 7.0	Crouch 16
<i>Blocks</i>	Davis 6	Barkdoll 7	Crawford 8	Coker 5	Coker 9	Railey 10
<i>Steals</i>	Carr 5	Bennett/Koshwal 5	Council 6	Three tied at 1	Holmes 7	Three with 4

'Sharks Records INDIVIDUAL GAME HIGHS

PTS 44 GABE FREEMAN VS PHIL 2-28-15 152-98 W
FGM 20 GABE FREEMAN VS PHIL 2-28-15 152-98 W
FGA 28 GABE FREEMAN VS PHILADELPHIA
2-28-15 152-98 W
FTM 18 DEMOND STEWART @ BUF 12-20-06 107-102 W
FTA 23 TERRANCE WHITERS @ CAR 1-11-14 110-90 W
3PM 11 COREY ALLMOND VS ERIE 2-21-15 145-88 W
3PA 23 COREY ALLMOND VS ERIE 2-21-15 145-88 W
REB 22 GABE FREEMAN VS PHIL 2-28-15 152-98 W
FOUL 9 JAMES REAVES VS NEW 11-12-05 103-99 W
9 BRIAN EDWARDS @ SI 11-26-05 94-83 W
AST 21 LAZARUS SIMS VS HOL 2-11-07 131-89 W
TO 8 AYODELE COKER VS NE 4-2-16 110-92 W
BL 9 CHAZ CRAWFORD VS BUF 2-17-14 116-95 W
ST 8 ERIC COLEY VS CAPE COD 12-28-06 92-88 W

Opponent Records INDIVIDUAL GAME HIGHS

PTS 46 JAMAL FRANCIS @ LYN 3-2-14 169-120 W
46 LESTER JONES VS ERIE 2-16-15 160-111 W
FGM 17 SHAWN BROWNE VS MON 2-26-06 127-93 W
17 LESTER JONES VS ERIE 2-16-15 160-111 W
FGA 30 SHAWN BROWNE VS MON 2-26-06 127-93 W
30 LESTER JONES VS ERIE 2-16-15 160-111 W
FTM 19 JAMAL FRANCIS @ LYN 3-2-14 169-120 W
FTA 22 JAMAL FRANCIS @ LYN 3-2-14 169-120 W
3PM 9 TROY JACKSON VS VER 2-6-10 99-105 L
3PA 16 ALBERT VARACALLO @ DUB 3-3-17 132-86 W
REB 24 TEARON HILL VS DAL* 3-5-08 114-107 W
FOUL 9 GARY WILLIAMS @ SI 11-26-05 94-83 W
AST 19 ANTON JENIFER @ MARY 1-7-06 113-111 W
TO 11 DENBERK REID VS MONT 11-29-06 127-101 W
BL 7 ETHAN SHAW VS DET 2-4-07 102-82 W
ST 7 MANY PLAYERS

* - NEUTRAL SITES

'SHARKS TEAM GAME HIGHS

PTS 176 VS CHI 3-28-09 176-96 W
FGM 73 VS ERIE 3-8-14 170-87 W
FGA 116 VS ERIE 3-8-14 170-87 W
116 VS LYN 3-22-14 170-87 W
FTM 57 @ QUE 4-8-11 129-122 W PO
FTA 71 @ QUE 4-8-11 129-122 W PO
3PM 22 VS BUF 3-22-09 156-111 W
3PA 40 @ MARY 3-6-10 140-107 W
40 @ JAMES 3-26-17 101-89 W
REB 78 VS PHIL 2-28-15 152-98 W
FOUL 43 @ STRONG ISLAND
11-26-05 94-83 W
AST 42 VS ERIE 3-8-14 170-87 W
TO 32 @ BUF 12-20-06 107-102 W
BL 18 VS JAC 1-13-08 104-89 W
ST 23 VS CHI 1-12-09 112-83 W
23 VS DUB 1-15-17 138-68 W

OPPONENT TEAM GAME HIGHS

PTS 127 @ AUGUSTA
1-3-09 116-127 L
FGM 46 VS STRONG ISLAND
11-16-05 112-123 L
FGA 116 @ DAYTON
3-15-11 145-115 W
FTM 41 VS DAL* 3-5-08 114-107 W
FTA 55 VS DAL* 3-5-08 114-107 W
3PM 19 VS AUG 3-14-09 123-109 W
3PA 41 (twice)
REB 64 VS NEW 2-17-06 117-98 W
FOUL 45 @ QUE 4-8-11 129-102 W
AST 31 @ MARY 1-7-06 113-111 W
TO 34 VS KEN 2-13-11 103-99 W
BL 15 @ MARY 1-7-06 113-111 W
ST 21 TWO TIMES VS MON, @BUF

VENUES/SCORES/RESULTS REFER TO THE 'SHARKS

'SHARKS TEAM GAME LOWS

PTS 75 @ QUE 12-16-06 75-85 L
FGM 24 @ WIL 1-6-08 81-83 L
24 VS KEN 2-20-17 77-87 L
FGA 57 @ QUEBEC
4-8-11 129-122 W PO
FTM 6 VS BLM 6-9-13 77-88 L PO
FTA 13 VS BLM 6-9-13 77-88 L PO
3PM 2 THREE TIMES
3PA 8 TWO TIMES: @ BUF @ QUE
REB 26 VS VER 1-19-09 110-113 L
FOUL 11 VS ERIE 2-8-14 152-63 W
AST 7 VS KEN 2-20-17 77-88 L
TO 6 VS INDY 4-14-14 112-84 W PO
BL 0 MANY TIMES
ST 1 @ BAL 2-5-06 138-106 W

OPPONENT TEAM GAME LOWS

PTS 59 VS WASH 1-8-17 122-59 W
FGM 21 VS DUB 1-15-17 138-68 W
FGA 51 @ STRONG ISLAND
11-26-05 94-83 W
FTM 5 VS JAMES 3-9-17 109-96 W
FTA 8 VS JAMES 3-9-17 109-96 W
3PM 0 TWICE
3PA 8 @ LYN 322-14 169-120 W
REB 25 @ BUF 3-20-09 132-100 W
FOUL 12 TWICE
AST 6 THREE TIMES
TO 7 @ PR 4-11-10 115-104 W
BL 0 MANY TIMES
ST 2 FOUR TIMES

2018 ROCHESTER RAZORSHARKS OPENING DAY ROSTER

NO.	'SHARK	POSITION – HT.	COLLEGE	HOME TOWN
15	Dele Coker	Forward 6-11	St. John's	Nigeria
4	Jerice Crouch	Guard 6-0	Tenn-Chattanooga	Syracuse, NY
11	Melvin Council	Guard 6-3	Robert Morris	Rochester, NY
8	Bernard Edwards	G / F 6-6	Defiance Daemen	Detroit, MI
5	Supreme Hannah	Guard 6-0	WV State	Rochester, NY
7	James Helton	Guard 6-6		Columbus, OH
1	Matt Hart	Guard 6-1	George Washington	Orchard Pk, NY
2	John Ivy	Guard 6-1	SUNY Brockport	Rochester, NY
10	Rashard McGill	G / F 6-5	Southern Miss.	Havana, FL
14	Jordan Railey	Forward 7-0	Washington St	Portland, OR
6	Phil Valenti	Forward 6-7	Canisius	Rochester, NY
16	Nick Wadell	Forward 6-7	Grand Valley St	Chicago, IL

HEAD COACH- Chris Iversen **ASSISTANT COACHES-** Don Sellers, Clay Pittinaro
EQUIPMENT MANAGER- Robert Richards
ATHLETIC TRAINERS- Cathy Fabrizio, Jackie Fritz



North American

Premier

Basketball League

Web: nappbasketball.com

Phone: (773) 844-7251

E-Mail: info@nappbasketball.com

Albany Patrooms

Kansas City Tornados

Kentucky Thoroughbreds

Nevada Desert Dogs

Ohio Cardinals

Rochester RazorSharks

Vancouver Knights

Yakima Sunnings

'Sharks 2018 Home Schedule

Sun, Dec 31 6:05 PM vs. Albany Patrooms
 Sun, Jan 7 2:05 PM vs. Ohio Cardinals
 Mon, Jan 22 7:05 PM vs. Kansas City Tornados
 Wed, Jan 31 7:05 PM vs. Kentucky Thoroughbreds
 Thu, Feb 1 7:05 PM vs. Ohio Cardinals
 Thu, Feb 8 7:05 PM vs. Vancouver Knights
 Fri, Feb 9 7:05 PM vs. Vancouver Knights
 Wed, Feb 14 7:05 PM vs. Albany Patrooms
 Mon, Feb 19 2:05 PM vs. Ohio Cardinals
 Thu, Mar 1 7:05 PM vs. Kentucky Thoroughbreds
 Wed, Mar 7 7:05 PM vs. Yakima Sunnings
 Thu, Mar 8 7:05 PM vs. Yakima Sunnings
 Sun, Mar 25 2:05 PM vs. Albany Patrooms
 Sun, Apr 8 2:05 PM vs. Albany Patrooms
 Last two games in April
 against the Nevada Desert Dogs Dates TBD

2018 Rochester RazorSharks

Stats Guide

by Bill Flynn

(email) berflynn@yahoo.com

On-line Guides: flynnflam.com

'Sharks Office 585-232-9190
 For more 'Sharks and NAPB
 statistics and information,
 visit... razorsharks.com and
nappbasketball.com

Rochester RazorSharks 2017

PREMIER BASKETBALL LEAGUE

				POINTS	REBOUNDS	ASSISTS
1. HOME 12-31-16	WIN	128-75	Chautauqua	Allmond,Helton 16	Helton 10	Crouch 7
2. HOME 1-8-17	WIN	122-59	Washington	Ivy 23	Woodson 13	Biggs,McGill 5
3. HOME 1-12-17	WIN	107-92	Providence	Council 19	Woodson 12	Chichester,Council 3
4. HOME 1-15-17	WIN	138-68	DuBois	Allmond 23	Coker 8	Crouch 10
5. away 1-26-17	WIN	128-77	Chautauqua	Biggs 19	Chichester 10	Crouch 4
6. HOME 1-29-17	WIN	123-65	Jamestown	Council 19	Holmes 15	Council 6
7. away 2-10-17	WIN	95-89	Ohio	Allmond 26	Railey,Woodson 6	Crouch,Woodson 6
8. away 2-11-17	loss	91-102	Kentucky	Allmond 27	Holmes 13	Council,Crouch,Helton 2
9. HOME 2-16-17	WIN	103-72	Chautauqua	Helton 22	Coker 12	Crouch,Ivy 5
10. HOME 2-20-17	loss	77-87	Kentucky	Crouch 19	Holmes 9	Allmond,Bigs,Crouch 2
11. HOME 2-25-17	WIN	112-92	Ohio	Biggs 27	Coker,McGill 7	Council,Ivy 6
12. HOME 3-2-17	WIN	107-103	Ohio	Allmond 27	Coker 11	Crouch 5
13. away 3-3-17	WIN	132-86	DuBois	Crouch 23	Vazquez 8	Allmond 6
14. HOME 3-9-17	WIN	109-96	Jamestown	Allmond 21	Biggs,Coker,Railey 8	Allmond 7
15. away 3-11-17	WIN	116-78	Chautauqua	Allmond 19	McGill 9	Biggs 6
16. away 3-18-17	WIN	115-110	Kentucky	Allmond 25	Railey 10	Allmond 5
17. away 3-24-17	WIN	112-85	Washington	Crouch 28	Railey 6	Crouch 4
18. away 3-26-17	WIN	101-89	Jamestown	Allmond 30	Holmes 9	Crouch 7
1. HOME 4-2-17	WIN PLAYOFFS	98-91	Jamestown	Crouch 19	Holmes 8	Allmond 6
2. away 4-6-17	loss PLAYOFFS	88-91	Kentucky	Crouch 18	Railey 11	Crouch,McGill 3
3. HOME 4-9-17	WIN PLAYOFFS	112-110 OT	Kentucky	Allmond 41	Council 9	Council 7
4. HOME 4-11-17	WIN PLAYOFFS	95-94	Kentucky	Council 22	Allmond,Chichester,Coker 5	Crouch 4

RAZORSHARKS WIN 2017 PREMIER BASKETBALL LEAGUE CHAMPIONSHIP

